



# *Waterford Mott*



***Preseason Highlights***  
***Summer Camp***  
***Meet Statistics***  
***School Records***  
***Individual / Team Honors***  
***Mott's Collegiate Athletes***

## *2014 Cross Country*

# Waterford Mott Corsairs

## Contents

- 3 Coaches' Perspectives
- 5 Runners' Perspectives

## Preseason Practice & More

- 7 Robinson's
- 9 Hess-Hathaway
- 11 Coughlin's
- 13 Hill Workout near Hess
- 15 Tempo Run @ Coughlin's
- 17 Intervals @ Marshbank
- 19 More Hills near Hess
- 21 Diehl's Cider Mill

## Summer Camp

- 23 Day 1 - August 22, 2014
- 25 Day 2 - August 23, 2014
- 27 Day 3 - August 24, 2014
- 41 Day 4 - August 25, 2014

## Meets

- 43 08/29/2014 Golden Grizzly Invite @ Oakland University
- 45 09/09/2014 Mott vs. Lakeland @ Lakeland
- 47 09/12/2014 Spartan Invitational (Elite Class)  
@ MSU's Forest Acres East Golf Course
- 49 09/17/2014 Mott vs. Walled Lake Central @ Hess-Hathaway
- 51 09/23/2014 Mott vs. Walled Lake Western @ Gilbert-Willis Park



# 2014 Cross Country

## Meets

- 53 09/27/2014 Oakland County Championships @ Kensington Metropark
- 55 09/30/2014 Mott vs. Walled Lake Northern @ Hess-Hathaway
- 57 10/03/2014 Mott Fall Classic @ Hess-Hathaway
- 59 10/07/2014 Mott vs. Kettering @ Hess-Hathaway
- 61 10/16/2014 KLAA Lakes Conference Championships  
@ Island Lake State Recreation Area
- 63 10/25/2014 MHSAA Regional Championships @ Hess-Hathaway
- 65 10/28/2014 Freshman / Sophomore Meet @ Lakeland High School
- 67 11/01/2014 MHSAA State Finals @ Michigan International Speedway

## Cross Country Stats

- 69 Girls' Records / Honors (Conference, County, League)
- 71 Girls' State Finalists
- 72 Mott Coaches
- 73 Girls' All-Time List
- 75 Boys' Records / Honors (Conference, County, League)
- 77 Boys' State Finalists / All-Conference
- 79 Boys' All-Time List
- 81 Boys' All-Time 3 Mile List
- 82 Waterford Mott's College Athletes
- 83 Meet Summary - Individuals
- 87 Complete Team Scores (Golden Grizzly, Spartan, Oakland County, Mott Fall Classic, Conference, Regional, Freshman/Sophomore, and State Meet)
- 95 Champion's Walk
- 96 Thank You's and Team Photo

# Coaches' Perspectives

2014 has truly been a season like no other. With such a young team, an influx of freshmen and new runners, and the adjustments to my schedule that baby Evan brought, I almost felt like I was “starting over” as a coach. In my tenth year of coaching, I found myself having to “let go” of certain aspects of the routine, strategize new and creative ways to be present for the team, and lean on others like I have never had to before. The girls and I have Coach Osika and Coach Robinson to thank for ensuring a positive, fruitful, and fun season for all of us.

Although at times I felt like we were all moving in different directions, the pieces came together beautifully at the end and provided us with one of the most rewarding and satisfying state finals experiences that I can remember. Having two young runners to work together up front, another freshman working hard to join the area elite, a junior and a freshman using their experience and enthusiasm to put together solid races, and two confident tracksters learning the art of cross country to fill in the gaps made it a refreshing season, with each runner getting the opportunity to learn from her teammates and draw on the strengths of each other to combat their individual weaknesses. It's that experience of bringing together girls with such different backgrounds and skill sets that makes coaching truly enjoyable.

I was so afraid that missing camp, missing a meet, missing seeing the girls every day at school, and not being able to hit the trails with the team, would leave me feeling detached and obsolete this year. But the personalities of these wonderful girls and the way they committed to the team and trusted themselves to the process of becoming better runners quickly buried my fears, and soon I found myself enjoying the season in a way I never have before! Thank you, coaches, and thank you, girls, for making 2014 a season we can all feel great about!

Coach McNeil



To better understand the core of the 2014 team one must go back to 2010 when our boys were in eighth grade, forming the dreams and relationships that evolved into the group that we are here to celebrate tonight. They entered Mott in 2011 as soccer players, football players, wanna-be-somethings and runners, all born to the class of 2015, perhaps unknowingly, born to do great things. The year before our Cross Country team made its first state meet appearance in over 30 years and our new class was eager to expand upon the success of their Corsair brothers. Their excitement, tales of adventure, successes and camaraderie generated attention and enthusiasm among their peers, around the community, and throughout the state. The collection of outstanding seniors and promising underclassmen on this year's team is a testimony to the magnetism our program has generated.

Our eager, wide-eyed freshmen of four years have become battle-hardened, seasoned young men; experienced, mature, and far more ready than I was at their age to tackle the next five years of challenges that lie ahead. They have learned that the attainment of lofty goals requires acute focus and sacrifice, and they have experienced joy in their successes and sorrow in their shortfalls that few their age have the opportunity to realize.

The future of our team has had an invaluable opportunity. Our underclassmen have been teammates with young men who embody the values of the exceptional student-athlete. They have run hundreds of hours with a group that has finished in the top three at the State Meet for the past four years. They have been mentored by a group that has been Academic All-State three years in a row. The boys on this year's Cross Country team were part of what the press described as a "golden age in Waterford Mott distance running"; they are also the characters of a new era that has yet to be written in the annals of Waterford Mott Cross Country.

Thank you for trusting me to lead a part of the journey that your children set out upon when they entered Waterford Mott High School. My life continues to be enriched by the experiences I share with our Cross Country family - I look forward to our future.

Coach Robinson



# Runners' Perspectives

My favorite aspect of being a part of the cross country team is being surrounded by such an incredible parent and coach support system. There is something truly special about being a part of the program in which no individual is more important than the team. Over the course of the last four years it has been incredibly rewarding to take part in establishing a program that the entire Waterford community is proud of and to provide a positive reflection to the tremendous support we receive as Corsair harriers. I will be forever grateful to have been a part of the Mott Cross Country tradition.

-Ryan Robinson

Looking back to freshman year, I would have never thought I would be given the opportunity to be surrounded by such an incredible group of people as I was this cross country season. At the start of the season, I thought it would be a challenge to bring together a team with the majority of the girls being underclassmen. As the season progressed, I realized how wrong I was. The girls on this team dedicated everything they have to make sure what needs to get done, gets done. I could tell from the first workout at camp that this year was going to be a little different from the last. I could tell that we were all equally motivated and willing to go the lengths to get to where we wanted to be. We learned what it feels like to experience a bad race, which helped us realize what a good race feels like. We also reached a point where we could react the same way to winning and losing. I am very proud of the girls for that. Looking back at this season, I am sad knowing it was my last. At the same time, I am excited to be able to come back and watch the girls I ran with this year accomplish even more goals in the upcoming year. I would also like to thank Coach McNeil and Coach PJ for all the time and effort they put into throughout the season. We would have never made it to states as a team without them. Remember team work is the essence of success, work together and I am sure you girls will conquer everything you set your minds to.

-Lindsey Dieck



Being able to find acceptance and success in the same circle of friends has always been long sought-after by anyone of our age. And as powerful as that feeling is, it always was a scarce commodity that was long fought for. While there was friction between us, within the team, it could only come out of us being comfortable enough with each other to even want to “bark up that tree.” A team has always been compared to a family, and sometimes it can feel like more than that. You share success, defeat, your utter strength and your most safely guarded vulnerabilities. I know that the coaches played an active role in creating this mindset, and I must say that it will have a lasting effect on all of us. My favorite memories were those spent with my team laughing, happy, running. I firmly believe that I could have never gotten that without the team-- Ryan’s head strong nature pushing everyone forward; Kyler, there for everyone to a selfless beat; Luke, reminding everyone of the bigger goal; and Blake, letting no one take themselves too seriously. Thank you.

-Sam Albaugh

If I had to define Waterford Mott Cross Country it would go something like this: A group of hard-working individuals who hold both individual and team goals and are ultimately dedicated to representing Waterford Mott in a positive light. I truly believe that our cross country team is composed of the most talented, hard-working young men at Waterford Mott, and I am proud to have been a member of this group for my four-year tenure. I have made numerous memories and spent countless hours working with the team. I would not have rather been spending my energy and time anywhere else.

I would not be fulfilling my duties if I did not pay respect to the coaches and parents who made what we do on this cross country team possible. I would especially like to thank Coach Robinson whose non-abating dedication to this team cannot be matched. Most coaches do not take the time and involvement with their athletes, however, Coach Robinson does. Although not required of him, Coach Robinson would go above and beyond for his athletes. Countless before school swim workouts, weekend practices, and carefully planned interval sets are just a few examples of Robinson’s dedication to our team.

I have had a great four years being a member of this amazing program. The memories that we made will stay with me forever. I hope that our younger members continue to carry on our traditions and continuing success.

-Kyler Bush

Nothing I have ever done, nor anything I will ever do, has been, or will be, comparable to the time I have spent on the cross country team at Waterford Mott. It is the closest group I have ever been a part of, and the coaches have done nothing but promote success on and off of the course. The team has provided a sense of coalescence that is unmatched. Running as a whole has taught me the importance of hard work and motivation, which I can apply to numerous other endeavors. The benefits of my experiences with the cross country team cannot be overstated, and, for that, I am forever grateful.

-Kyle Wojcik



# PRACTICE @ ROBINSON'S

JULY 7TH, 2014
















# HILL WORKOUT NEAR HESS-PATHWAY AUGUST 13TH, 2014





# TEMPO RUN @ COUGHLIN'S

AUGUST 15TH, 2014




















# DIEHL'S CIDER MILL WORKOUT

SEPTEMBER 20TH, 2014





# Summer Camp @ Camp Leelenau

## Day 1

August 22nd - 25th, 2014



Mott's annual summer camp is a much anticipated part of the upcoming cross country season. This year's new location is surrounded by the Sleeping Bear Dunes National Lakeshore at Camp Leelanau near Glen Arbor, Michigan. The trip started in the parking lot at Mott with a quite entertaining process for selecting car assignments.







The original Camp Leelanau for Boys was founded in the early 1920s and was joined by Camp Kohahna for Girls in 1971. It's a popular location for summer sports camps, including MSU's Cross Country program.



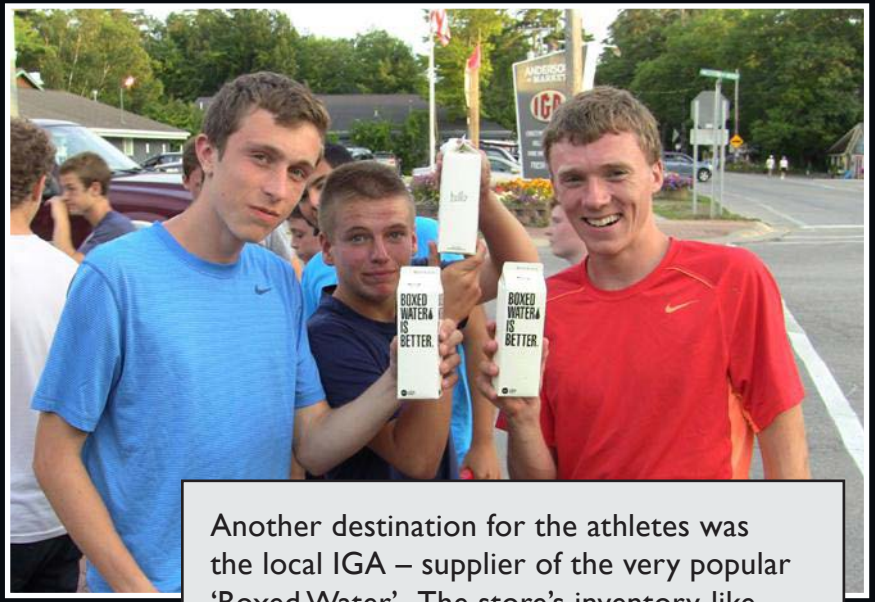


Day 2



A great place to hang out after a successful day of training was the quaint town of Glen Arbor. There were lots of options including ice cream at the Pine Cone and 'anything Cherry' at the Cherry Republic. It was a perfect place for the coaches to also take a well-deserved break.





Another destination for the athletes was the local IGA – supplier of the very popular 'Boxed Water'. The store's inventory, like many competitors this season, was no match for the Mott Cross Country team.



# Day 3 - Morning Run



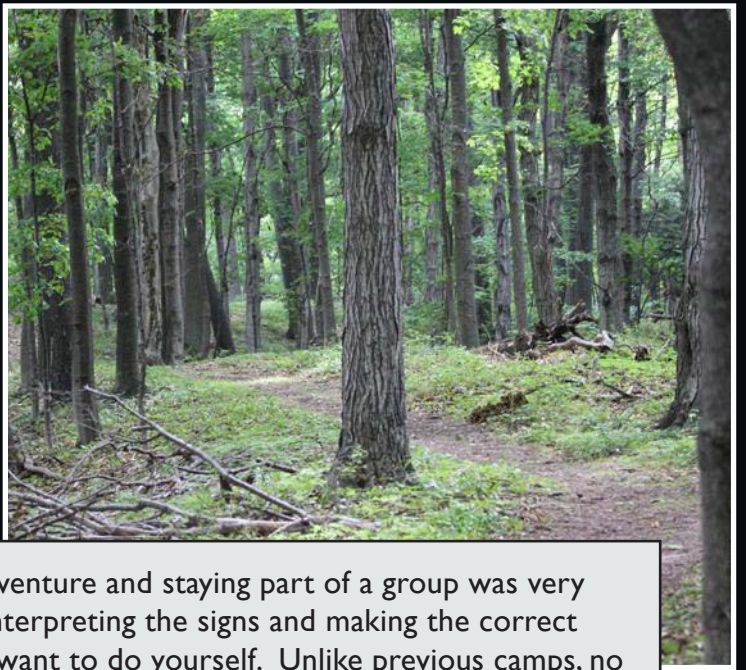
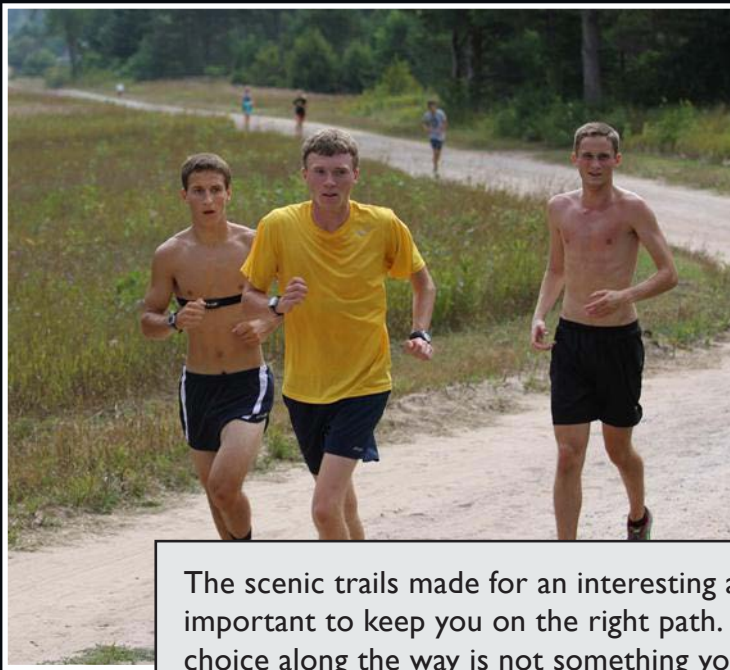


The third morning found the athletes a little tired but still ready for a detailed explanation of the day's workout. A short drive from camp brought the runners to their daily challenge: a run through the woods and fields of some hiking and cross country ski trails. The isolated and rolling terrain was well marked to keep the runners on track.



# Day 3 - Morning Run






The scenic trails made for an interesting adventure and staying part of a group was very important to keep you on the right path. Interpreting the signs and making the correct choice along the way is not something you want to do yourself. Unlike previous camps, no one got lost on the run – that would be saved for the canoe trip later in the day!



# Day 3 - At the Beach



A quick trip to the beach before lunch was a great way to wind down after the trail run. The views of Lake Michigan from the shores below Camp Leelanau were quite amazing.



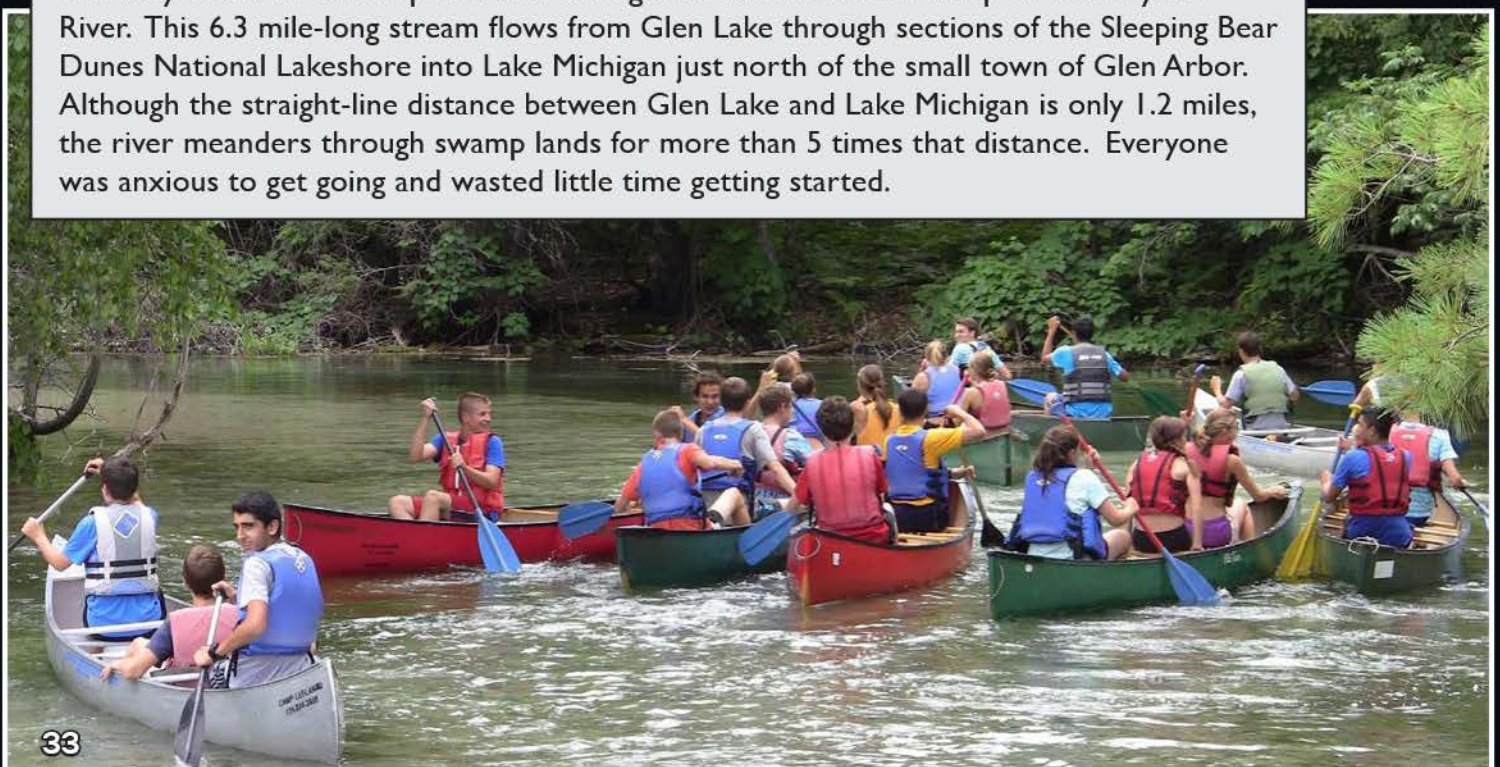




# Day 3 - Canoe Trip



The very nice staff at Camp Leelanau arranged an afternoon canoe trip on the Crystal River. This 6.3 mile-long stream flows from Glen Lake through sections of the Sleeping Bear Dunes National Lakeshore into Lake Michigan just north of the small town of Glen Arbor. Although the straight-line distance between Glen Lake and Lake Michigan is only 1.2 miles, the river meanders through swamp lands for more than 5 times that distance. Everyone was anxious to get going and wasted little time getting started.

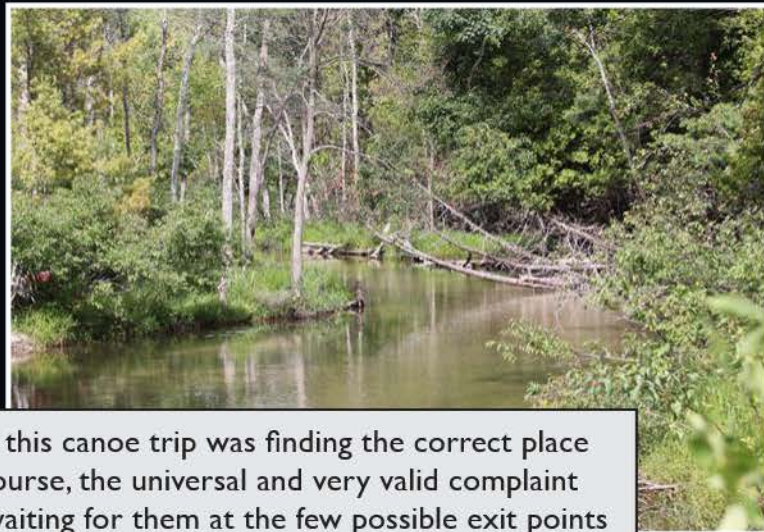
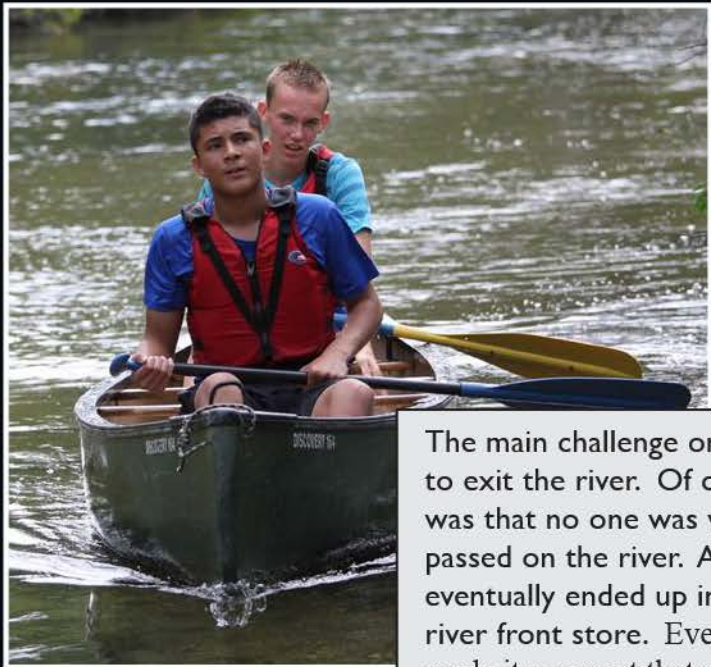




Unlike running the trails, directions at the beginning of a canoe trip apparently didn't seem very crucial to a successful trip. Launch the canoes at one place, paddle down the river, and get out when the trip is complete. Unfortunately, for many it wasn't very clear on when and where they should end the trip. Canoes filled with water were another thing to deal with on this river adventure. It's a good thing walking was an option!

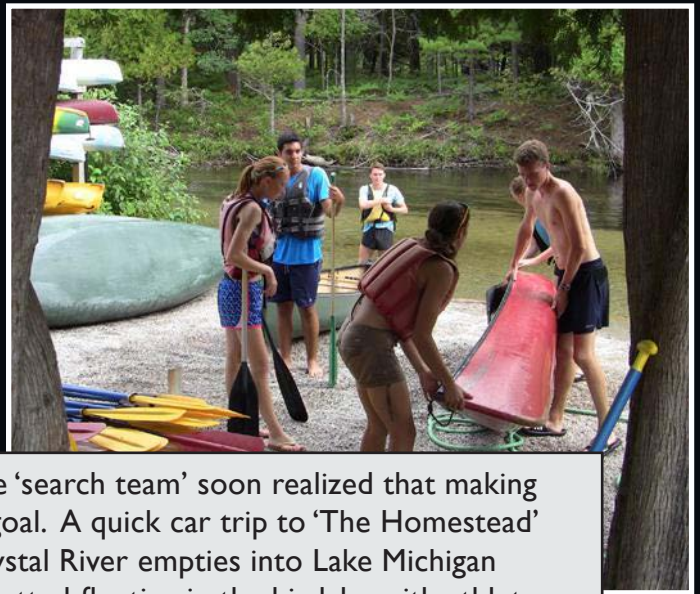


# Day 3 - Crystal River




The main challenge on this canoe trip was finding the correct place to exit the river. Of course, the universal and very valid complaint was that no one was waiting for them at the few possible exit points passed on the river. After driving to several locations, the search eventually ended up in Glen Arbor at the Crystal River Outfitters river front store. Everything seemed fine until loading up the canoes made it apparent that we were still missing one.






Since these are very well conditioned athletes, the 'search team' soon realized that making the complete distance to Lake Michigan was the goal. A quick car trip to 'The Homestead' resort along Lake Michigan's shore where the Crystal River empties into Lake Michigan proved this theory correct. A small canoe was spotted floating in the big lake with athletes ready to paddle to camp. After being waved in, everyone made it back for dinner!



# Day 3 - The Lookout


If the weather cooperated, dinners at camp were enjoyed outside at the picnic area overlooking Lake Michigan. After everyone was finished, a somewhat challenging walk to a nearby Lookout proved to be worth it for spectacular views of the Lake and Dunes.



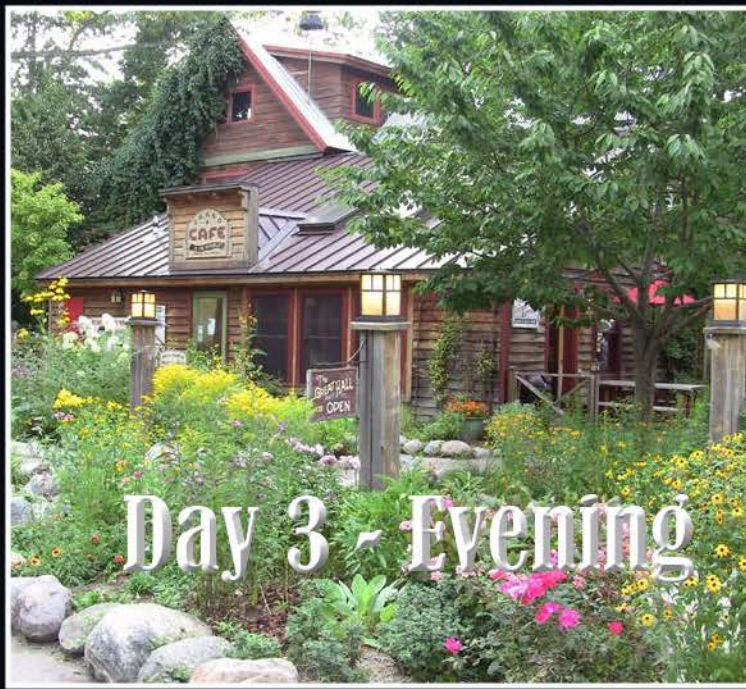




Mott's first year at Camp Leelanau was a big success for the athletes with great training locations and much to do and see. There was however one missing piece – Coach McNeil. The photo of the girls here expressed that sentiment when they all yelled 'We miss you Coach'!







One last trip for ice cream at Glen Arbor's Cherry Republic proved to be a great way to spend the last evening at camp.



# Day 4 - Morning



The fourth day of camp included one final workout for all athletes followed by the traditional 'Senior Challenge Run' on the grounds of Camp Leelanau. Heavy rain soaked the athletes during the warmup but cleared for the workout and final challenge.





This workout is always inspiring to watch as the teammates push each other to achieve their best – a very important part of a cross country team’s success. This year, the Senior Challenge had the biggest field ever and their effort and commitment made the coaches proud!



# Golden Grizzly Invite @ Oakland University

August 29th, 2014

Boys' Champion: Ryan Robinson  
Boys' Team Champion

65 Degrees, Cloudy  
New course, trail loop, 4k



**Team Place:** 1st (16 Teams)  
**Team Score:** 37  
**# Athletes:** 124 Var. 131 JV

| Name             | Time (4k) | Overall Place (Team, Indiv.) |
|------------------|-----------|------------------------------|
| Ryan Robinson    | 12:23     | 1, 1                         |
| Sam Albaugh      | 12:48     | 6, 6                         |
| Kyler Bush       | 12:54     | 9, 9                         |
| Blake Borkowski  | 12:55     | 10, 10                       |
| Luke Peterson    | 13:06     | 11, 11                       |
| Simon Albaugh    | 13:44     | 24                           |
| Bradley O'Connor | 14:11     | 40                           |
| Logan Ward       | 14:25     | 48                           |
| Kyle Wojcik      | 14:50     | 56                           |
| Nick Arnold      | 14:51     | 57                           |
| Steven Else      | 14:42     | 2 JV                         |
| Andrew Zeider    | 14:57     | 3 JV                         |
| Dawson Comps     | 15:29     | 13 JV                        |
| LJ Stachowski    | 15:30     | 15 JV                        |
| Matt Kallabat    | 16:09     | 27 JV                        |
| Demmon Bell      | 16:19     | 34 JV                        |
| Mat McFarland    | 16:29     | 40 JV                        |
| Jasper Gomez     | 16:29     | 41 JV                        |
| Blaine Bradley   | 16:31     | 43 JV                        |
| Kevin Lee        | 18:12     | 81 JV                        |
| Kyle Dennis      | 19:25     | 102 JV                       |
| Ryan Hammitte    | 19:37     | 104 JV                       |
| Ryan Wojcik      | 20:16     | 111 JV                       |
| Gianni Pedini    | 21:58     | 121 JV                       |
| Drew Latta       | 23:37     | 125 JV                       |





**Team Place:** 3rd (13 Teams)  
**Team Score:** 100  
**# Athletes:** 110 Var. 111 JV

| Name                | Time (4k) | Overall Place (Team, Individ.) |
|---------------------|-----------|--------------------------------|
| Katie Osika         | 15:03.0   | 2, 2                           |
| Alexis Munley       | 15:03.5   | 3, 3                           |
| Mikayla Gean        | 16:58     | 27, 27                         |
| Victoria Stachowski | 17:03     | 31, 32                         |
| Kate Petsch         | 17:31     | 37, 40                         |
| Ericka Yeiter       | 18:57     | 67, 72                         |
| Mackenzie Cortese   | 19:15     | 70, 78                         |
| Lindsey Dieck       | 19:36     | 82                             |
| Maya Bourque        | 19:36     | 13 JV                          |
| Jasmin Messer       | 19:50     | 21 JV                          |
| Anna Yoder          | 20:24     | 31 JV                          |
| Shyanne Welch       | 20:31     | 35 JV                          |
| Angelina Garcia     | 20:33     | 36 JV                          |
| Hannah Crum         | 20:40     | 40 JV                          |
| Angela Pasko        | 20:41     | 41 JV                          |
| Jessica Messer      | 21:18     | 60 JV                          |
| Christine Dieck     | 22:43     | 80 JV                          |
| Burns               | dnr       |                                |
| Salaiz              | dnr       |                                |
| Miller              | dnr       |                                |
| Reardon             | dnr       |                                |

Mott vs. Lakeland @ Lakeland  
September 9th, 2014

Sunny, 80 Degrees



**Team Place:** 1st  
**Team Score:** WM 15 Lakeland 40

| Name            | Time  | Overall Place |
|-----------------|-------|---------------|
| Ryan Robinson   | 16:31 | 1             |
| Sam Albaugh     | 16:42 | 2             |
| Kyler Bush      | 16:48 | 3             |
| Luke Peterson   | 16:49 | 4             |
| Blake Borkowski | 16:51 | 5             |
| Simon Albaugh   | 17:47 | 11            |
| Nick Arnold     | 18:28 | 14            |
| Logan Ward      | 18:53 | 16            |
| Brad O'Connor   | 18:59 | 18            |
| Max Falburg     | 19:00 | 19            |
| Kyle Wojcik     | 19:03 | 20            |
| Steven Else     | 19:07 | 21            |
| Andrew Zeider   | 19:34 | 24            |
| LJ Stachowski   | 19:39 | 26            |
| Dawson Comps    | 20:37 | 34            |
| Demmon Bell     | 21:00 | 36            |
| Blaine Bradley  | 21:15 | 37            |
| Jasper Gomez    | 21:26 | 39            |
| Mat McFarland   | 21:55 | 41            |
| Matt Kallabat   | 21:56 | 42            |
| Kyle Dennis     | 24:28 | 49            |
| Kevin Lee       | 24:32 | 50            |
| Ryan Hammitte   | 24:38 | 51            |
| Matt Gannon     | 27:02 | 54            |
| Ryan Wojick     | 27:13 | 55            |
| Gianni Pedini   | 27:41 | 56            |
| Drew Latta      | 28:42 | 57            |





|                     |             |                      |
|---------------------|-------------|----------------------|
| <b>Team Place:</b>  | 1st         |                      |
| <b>Team Score:</b>  | WM 20       | Lakeland 35          |
|                     |             | <b>Overall Place</b> |
| <b>Name</b>         | <b>Time</b> | <b>Place</b>         |
| Katie Osika         | 21:18.0     | 1-T                  |
| Alexis Munley       | 21:18.3     | 1-T                  |
| Victoria Stachowski | 21:47       | 3                    |
| Kate Petsch         | 21:52       | 4                    |
| Mackenzie Cortese   | 24:23       | 10                   |
| Ericka Yeiter       | 26:21       | 15                   |
| Shyanne Welch       | 27:06       | 16                   |
| Angelina Garcia     | 27:13       | 17                   |
| Anna Yoder          | 27:48       | 19                   |
| Christine Dieck     | 29:58       | 22                   |
| Savannah Reardon    | 38:08       | 25                   |
| Maya Bourque        | dnr         |                      |
| Hannah Crum         | dnr         |                      |
| Lindsey Dieck       | dnr         |                      |
| Morgan Fuerst       | dnr         |                      |
| Mikayla Gean        | dnr         |                      |
| Jasmin Messer       | dnr         |                      |
| Jessica Messer      | dnr         |                      |
| Angela Pasko        | dnr         |                      |
| Leticia Salaiz      | dnr         |                      |

**Spartan Invitational (Elite Class)  
@ MSU's Forest Acres East Golf Course  
September 12th, 2014**

**Boys' Team Champion**

**50s, Cloudy**



**Team Place:** 1st (35 Teams)  
**Team Score:** 118  
**# Athletes:** 253 Var. 597 JV

| Name             | Time  | Overall Place<br>(Team, Indiv.) |
|------------------|-------|---------------------------------|
| Ryan Robinson    | 15:12 | 2, 3                            |
| Sam Albaugh      | 15:59 | 19, 24                          |
| Kyler Bush       | 16:10 | 28, 34                          |
| Luke Peterson    | 16:14 | 32, 38                          |
| Blake Borkowski  | 16:27 | 37, 46                          |
| Simon Albaugh    | 16:44 | 60, 69                          |
| Nick Arnold      | 18:08 | 187, 198                        |
| Bradley O'Connor | 17:35 | 16 JV                           |
| Max Falberg      | 17:46 | 25 JV                           |
| Logan Ward       | 17:54 | 33 JV                           |
| Kyle Wojcik      | 18:04 | 40 JV                           |
| Steven Else      | 18:10 | 47 JV                           |
| Andrew Zeider    | 18:46 | 96 JV                           |
| LJ Stachowski    | 19:07 | 140 JV                          |
| Dawson Comps     | 19:18 | 157 JV                          |
| Demmon Bell      | 19:58 | 217 JV                          |
| Blaine Bradley   | 20:13 | 242 JV                          |
| Jasper Gomez     | 20:18 | 249 JV                          |
| Matt Kallabat    | 20:24 | 259 JV                          |
| Mat McFarland    | 20:34 | 274 JV                          |
| Ryan Hammitte    | 21:54 | 406 JV                          |
| Kevin Lee        | 22:16 | 441 JV                          |
| Kyle Dennis      | 22:21 | 450 JV                          |





|                     |             |                                     |
|---------------------|-------------|-------------------------------------|
| <b>Team Place:</b>  | 15th        | (28 Teams)                          |
| <b>Team Score:</b>  | 410         |                                     |
| <b># Athletes:</b>  | 203 Var.    | 552 JV                              |
| <b>Name</b>         | <b>Time</b> | <b>Overall Place (Team, Indiv.)</b> |
| Alexis Munley       | 18:54       | 14, 16                              |
| Katie Osika         | 19:24       | 27, 30                              |
| Victoria Stachowski | 20:36       | 94, 97                              |
| Kate Petsch         | 21:06       | 121, 125                            |
| Mikayla Gean        | 22:03       | 154, 162                            |
| Mackenzie Cortese   | 22:19       | 166, 174                            |
| Morgan Fuerst       | 23:18       | 184, 192                            |
| Ericka Yeiter       | 23:55       | 130 JV                              |
| Angelina Garcia     | 25:02       | 229 JV                              |
| Shyanne Welch       | 25:28       | 267 JV                              |
| Anna Yoder          | 25:37       | 280 JV                              |



# Mott vs. Walled Lake Central @ Hess-Hathaway September 17th, 2014

60s, Scattered Clouds



Team Place: 1st  
Team Score: WM 15 WLC 49

| Name            | Time  | Overall Place |
|-----------------|-------|---------------|
| Ryan Robinson   | 16:19 | 1             |
| Luke Peterson   | 16:57 | 2             |
| Blake Borkowski | 17:00 | 3             |
| Kyler Bush      | 17:06 | 4             |
| Sam Albaugh     | 17:17 | 5             |
| Simon Albaugh   | 18:03 | 6             |
| Nick Arnold     | 18:15 | 8             |
| Brad O'Connor   | 18:15 | 9             |
| Max Falburg     | 18:39 | 11            |
| Logan Ward      | 18:43 | 12            |
| Kyle Wojcik     | 18:57 | 13            |
| Steven Else     | 18:58 | 14            |
| LJ Stachowski   | 20:02 | 19            |
| Dawson Comps    | 20:35 | 20            |
| Blaine Bradley  | 20:57 | 23            |
| Demmon Bell     | 20:58 | 24            |
| Jasper Gomez    | 21:11 | 25            |
| Mat McFarland   | 21:11 | 26            |
| Matt Kallabat   | 21:12 | 27            |
| Ryan Hammitte   | 22:32 | 33            |
| Kyle Dennis     | 23:06 | 34            |
| Kevin Lee       | 23:36 | 35            |
| Ryan Wojick     | 25:28 | 40            |
| Matt Gannon     | 26:22 | 41            |
| Gianni Pedini   | 29:27 | 42            |
| Drew Latta      | nrt   |               |
| Andrew Zeider   | dnr   |               |

2nd LOOP 1st LOOP



**Team Place:** 1st  
**Team Score:** WM 22 WLC 33

| Name                | Time  | Overall Place |
|---------------------|-------|---------------|
| Alexis Munley       | 20:30 | 1             |
| Katie Osika         | 20:30 | 2             |
| Victoria Stachowski | 21:55 | 4             |
| Kate Petsch         | 22:25 | 6             |
| Mackenzie Cortese   | 23:19 | 9             |
| Ericka Yeiter       | 24:12 | 11            |
| Anna Yoder          | 26:06 | 14            |
| Angelina Garcia     | 28:12 | 16            |
| Savannah Reardon    | 40:00 | 17            |
| Leticia Salaiz      | 41:39 | 18            |
| Christine Dieck     | dnr   |               |
| Maya Bourque        | dnr   |               |
| Hannah Crum         | dnr   |               |
| Lindsey Dieck       | dnr   |               |
| Morgan Fuerst       | dnr   |               |
| Mikayla Gean        | dnr   |               |
| Jasmin Messer       | dnr   |               |
| Jessica Messer      | dnr   |               |
| Angela Pasko        | dnr   |               |
| Shyanne Welch       | dnr   |               |

# Mott vs. Walled Lake Western @ Gilbert - Willis Park September 23rd, 2014

60s, Partly Cloudy



**Team Place:** 1st  
**Team Score:** WM 24 WLW 35

| Name            | Time  | Overall Place |
|-----------------|-------|---------------|
| Simon Albaugh   | 17:46 | 1             |
| Nick Arnold     | 18:49 | 4             |
| Logan Ward      | 18:50 | 5             |
| Brad O'Connor   | 18:53 | 6             |
| Max Falberg     | 19:10 | 8             |
| Andrew Zeider   | 19:23 | 9             |
| Kyle Wojcik     | 19:25 | 10            |
| LJ Stachowski   | 19:41 | 11            |
| Jasper Gomez    | 21:15 | 16            |
| Mat McFarland   | 21:19 | 17            |
| Kyler Bush      | 21:20 | 18            |
| Ryan Robinson   | 21:21 | 19            |
| Blake Borkowski | 21:21 | 20            |
| Luke Peterson   | 21:22 | 21            |
| Demmon Bell     | 21:26 | 22            |
| Sam Albaugh     | 21:27 | 23            |
| Dawson Comps    | 22:29 | 26            |
| Blain Bradley   | 22:41 | 27            |
| Ryan Hammitte   | 23:31 | 30            |
| Kevin Lee       | 25:00 | 31            |
| Ryan Wojcik     | 25:38 | 32            |
| Matt Gannon     | 26:54 | 33            |
| Gianni Pedini   | 28:37 | 34            |
| Drew Latta      | 29:09 | 35            |
| Steven Else     | dnr   |               |





**Team Place:** 1st  
**Team Score:** WM 19 WLW 39

| Name                | Time  | Overall Place |
|---------------------|-------|---------------|
| Katie Osika         | 21:02 | 1             |
| Alexis Munley       | 21:03 | 2             |
| Victoria Stachowski | 21:56 | 4             |
| Kate Petsch         | 22:17 | 5             |
| Mackenzie Cortese   | 24:22 | 7             |
| Ericka Yeiter       | 24:49 | 8             |
| Anna Yoder          | 26:12 | 12            |
| Angelina Garcia     | 27:36 | 15            |
| Shyanne Welch       | 29:21 | 18            |
| Christine Dieck     | dnr   |               |
| Savannah Reardon    | dnf   |               |
| Maya Bourque        | dnr   |               |
| Hannah Crum         | dnr   |               |
| Lindsey Dieck       | dnr   |               |
| Morgan Fuerst       | dnr   |               |
| Mikayla Gean        | dnr   |               |
| Jasmin Messer       | dnr   |               |
| Jessica Messer      | dnr   |               |
| Angela Pasko        | dnr   |               |
| Leticia Salaiz      | dnf   |               |

# Oakland County Championships @ Kensington Metropark September 27th, 2014

72 Degrees, Sunny

Boys' Champion: Ryan Robinson  
Boys' Team Champion

**Team Place:** 1st (28 Teams)  
**Team Score:** 92  
**# Athletes:** 197 Var. 225 JV

| Name             | Time  | Overall Place |    |
|------------------|-------|---------------|----|
| Ryan Robinson    | 15:36 | 2             |    |
| Sam Albaugh      | 16:31 | 9             |    |
| Luke Peterson    | 16:40 | 13            |    |
| Blake Borkowski  | 16:50 | 20            |    |
| Kyler Bush       | 17:19 | 49            |    |
| Nick Arnold      | 18:08 | 101           |    |
| Bradley O'Connor | 18:29 | 122           |    |
| Logan Ward       | 18:26 | 13            | JV |
| Max Falberg      | 18:28 | 16            | JV |
| LJ Stachowski    | 18:50 | 26            | JV |
| Kyle Wojcik      | 19:10 | 43            | JV |
| Andrew Zeider    | 19:12 | 47            | JV |
| Steven Else      | 19:13 | 48            | JV |
| Dawson Comps     | 20:21 | 117           | JV |





**Team Place:** 4th (29 Teams)  
**Team Score:** 234  
**# Athletes:** 196 Var. 159 JV

| Name                | Time  | Overall Place |    |
|---------------------|-------|---------------|----|
| Alexis Munley       | 19:14 | 5             |    |
| Katie Osika         | 19:47 | 12            |    |
| Kate Petsch         | 21:08 | 39            |    |
| Victoria Stachowski | 22:24 | 82            |    |
| Mackenzie Cortese   | 22:50 | 99            |    |
| Mikayla Gean        | 23:29 | 125           |    |
| Morgan Fuerst       | 23:38 | 130           |    |
| Anna Yoder          | 25:00 | 59            | JV |
| Ericka Yeiter       | 25:10 | 63            | JV |
| Angelina Garcia     | 26:19 | 90            | JV |
| Shyanne Welch       | 26:38 | 98            | JV |
| Lindsey Dieck       | 28:03 | 136           | JV |
| Christine Dieck     | 31:44 | 157           | JV |



# Mott vs. Walled Lake Northern @ Hess-Hathaway September 30th, 2014



Cloudy, 55 Degrees

**Team Place:** 1st  
**Team Score:** WM 22 WLN 36

| Name            | Time  | Overall Place |
|-----------------|-------|---------------|
| Brad O'Connor   | 17:45 | 2             |
| Logan Ward      | 18:02 | 3             |
| Max Falberg     | 18:03 | 4             |
| Kyle Wojcik     | 18:20 | 6             |
| Steven Else     | 18:22 | 7             |
| Nick Arnold     | 18:31 | 9             |
| Andrew Zeider   | 18:46 | 11            |
| LJ Stachowski   | 18:55 | 12            |
| Dawson Comps    | 19:22 | 14            |
| Jasper Gomez    | 20:10 | 19            |
| Demmon Bell     | 20:18 | 21            |
| Blain Bradley   | 20:19 | 22            |
| Matt Kallabat   | 20:20 | 23            |
| Mat McFarland   | 20:36 | 26            |
| Kyle Dennis     | 21:41 | 29            |
| Kevin Lee       | 23:44 | 33            |
| Ryan Hammitte   | 24:04 | 34            |
| Ryan Wojcik     | 24:20 | 35            |
| Matt Gannon     | 25:19 | 37            |
| Gianni Pedini   | 27:00 | 38            |
| Drew Latta      | 28:05 | 39            |
| Sam Albaugh     | dnr   |               |
| Simon Albaugh   | dnr   |               |
| Blake Borkowski | dnr   |               |
| Kyler Bush      | dnr   |               |
| Luke Peterson   | dnr   |               |
| Ryan Robinson   | dnr   |               |







**Team Place:** 2nd  
**Team Score:** WM 38 WLN 21

| Name                | Time  | Overall Place |
|---------------------|-------|---------------|
| Katie Osika         | 19:29 | 2             |
| Victoria Stachowski | 21:05 | 6             |
| Alexis Munley       | 21:20 | 7             |
| Mikayla Gean        | 22:26 | 13            |
| Morgan Fuerst       | 22:47 | 17            |
| Kate Petsch         | 22:49 | 19            |
| Mackenzie Cortese   | 23:27 | 20            |
| Ericka Yeiter       | 23:38 | 23            |
| Anna Yoder          | 24:34 | 25            |
| Lindsey Dieck       | 25:24 | 29            |
| Shyanne Welch       | 25:26 | 30            |
| Christine Dieck     | 28:27 | 39            |
| Leticia Salaiz      | 41:43 |               |
| Angelina Garcia     | dnr   |               |
| Savannah Reardon    | dnr   |               |



# Waterford Mott Classic @ Hess-Hathaway October 3rd, 2014

**Boys' Champion: Ryan Robinson**  
**Boys' Team Champion**

**55 Degrees, Alternating  
Sun, Clouds & Rain**

**Team Place:** 1st (17 Teams)  
**Team Score:** 34  
**# Athletes:** 115 Var. 297 JV

| Name            | Time  | Overall Place |    |
|-----------------|-------|---------------|----|
| Ryan Robinson   | 16:02 | 1             |    |
| Luke Peterson   | 16:34 | 4             |    |
| Blake Borkowski | 16:34 | 5             |    |
| Sam Albaugh     | 16:50 | 10            |    |
| Kyler Bush      | 17:02 | 14            |    |
| Max Falberg     | 18:02 | 41            |    |
| Steven Else     | 18:22 | 5             | JV |
| Kyle Wojcik     | 18:35 | 7             | JV |
| Logan Ward      | 18:41 | 10            | JV |
| Andrew Zeider   | 18:42 | 11            | JV |
| Nick Arnold     | 19:34 | 32            | JV |
| Blaine Bradley  | 19:47 | 47            | JV |
| Dawson Comps    | 19:57 | 56            | JV |
| Demmon Bell     | 19:59 | 58            | JV |
| Jasper Gomez    | 20:23 | 82            | JV |
| Matt Kallabat   | 20:29 | 90            | JV |
| Mat McFarland   | 20:42 | 104           | JV |
| Kyle Dennis     | 21:57 | 159           | JV |
| Ryan Hammitte   | 22:34 | 192           | JV |
| Kevin Lee       | 22:58 | 210           | JV |
| Ryan Wojcik     | 24:34 | 243           | JV |
| Matt Gannon     | 25:19 | 261           | JV |
| Drew Latta      | 28:57 | 293           | JV |
| LJ Stachowski   | dnr   |               |    |






**Team Place:** 6th (14 Teams)  
**Team Score:** 178  
**# Athletes:** 103 Var. 167 JV

| Name                | Time  | Overall Place |
|---------------------|-------|---------------|
| Katie Osika         | 19:50 | 6             |
| Kate Petsch         | 21:15 | 30            |
| Victoria Stachowski | 21:19 | 33            |
| Mackenzie Cortese   | 22:14 | 46            |
| Morgan Fuerst       | 22:44 | 63            |
| Mikayla Gean        | 22:45 | 64            |
| Ericka Yeiter       | 24:24 | 86            |
| Anna Yoder          | 24:03 | 47 JV         |
| Shyanne Welch       | 25:09 | 73 JV         |
| Angelina Garcia     | 25:57 | 93 JV         |
| Lindsey Dieck       | 26:36 | 108 JV        |
| Savannah Reardon    | 36:18 | 165 JV        |
| Leticia Salaiz      | 38:29 | 167 JV        |



# Mott vs. Kettering @ Hess-Hathaway October 7th, 2014

Sunny, 65 Degrees



**Team Place:** 1st  
**Team Score:** WM 20 WK 40

| Name            | Time  | Overall Place |
|-----------------|-------|---------------|
| Luke Peterson   | 18:55 | 2             |
| Blake Borkowski | 18:56 | 3             |
| Kyler Bush      | 18:57 | 4             |
| Sam Albaugh     | 18:57 | 5             |
| Ryan Robinson   | 18:58 | 6             |
| Max Falberg     | 19:54 | 8             |
| Kyle Wojcik     | 20:01 | 10            |
| Blaine Bradley  | 21:14 | 15            |
| Nick Arnold     | 21:24 | 16            |
| Logan Ward      | 21:24 | 17            |
| Steven Else     | 21:25 | 18            |
| Andrew Zeider   | 21:25 | 19            |
| LJ Stachowski   | 21:25 | 20            |
| Jasper Gomez    | 21:36 | 21            |
| Dawson Comps    | 21:37 | 22            |
| Demmon Bell     | 22:38 | 23            |
| Mat McFarland   | 23:26 | 24            |
| Matt Kallabat   | 23:28 | 25            |
| Kyle Dennis     | 23:29 | 26            |
| Ryan Wojcik     | 27:58 | 31            |
| Ryan Hammitte   | 27:58 | 32            |
| Gianni Pedini   | 29:10 | 33            |
| Drew Latta      | 30:16 | 34            |
| Simon Albaugh   | dnr   |               |
| Brad O'Connor   | dnr   |               |
| Kevin Lee       | dnr   |               |
| Matt Gannon     | dnr   |               |



|                     |             |                      |
|---------------------|-------------|----------------------|
| <b>Team Place:</b>  | 1st         |                      |
| <b>Team Score:</b>  | WM 24       | WK 32                |
|                     |             | <b>Overall Place</b> |
| <b>Name</b>         | <b>Time</b> | <b>Place</b>         |
| Katie Osika         | 21:28       | 1                    |
| Kate Petsch         | 21:59       | 2                    |
| Victoria Stachowski | 22:04       | 3                    |
| Mackenzie Cortese   | 23:12       | 6                    |
| Lindsey Dieck       | 26:32       | 12                   |
| Shyanne Welch       | 27:29       | 13                   |
| Angelina Garcia     | 27:29       | 14                   |
| Savannah Reardon    | 31:56       | 15                   |
| Leticia Salaiz      | 36:27       | 18                   |
| Christine Dieck     | dnr         |                      |
| Morgan Fuerst       | dnr         |                      |
| Mikayla Gean        | dnr         |                      |
| Alexis Munley       | dnr         |                      |
| Angela Pasko        | dnr         |                      |
| Ericka Yeiter       | dnr         |                      |
| Anna Yoder          | dnr         |                      |

# KLAA Lakes Conference Championships @Island Lake State Recreation Area October 16th, 2014

50 Degrees, no wind



**Team Place:** 1st (11 Teams)  
**Team Score:** 49  
**# Athletes:** 78 Var. 192 JV

| Name            | Time  | Overall Place |    |
|-----------------|-------|---------------|----|
| Ryan Robinson   | 15:25 | 2             |    |
| Luke Peterson   | 16:21 | 7             |    |
| Sam Albaugh     | 16:23 | 9             |    |
| Blake Borkowski | 16:34 | 13            |    |
| Kyler Bush      | 16:45 | 18            |    |
| Max Falberg     | 17:50 | 56            |    |
| Steven Else     | 18:22 | 68            |    |
| Kyle Wojcik     | 17:51 | 5             | JV |
| LJ Stachowski   | 18:14 | 14            | JV |
| Logan Ward      | 18:30 | 25            | JV |
| Nick Arnold     | 18:49 | 36            | JV |
| Andrew Zeider   | 19:01 | 53            | JV |
| Blaine Bradley  | 19:28 | 68            | JV |
| Dawson Comps    | 19:34 | 72            | JV |
| Jasper Gomez    | 20:04 | 94            | JV |
| Mat McFarland   | 20:10 | 96            | JV |
| Matt Kallabat   | 20:24 | 107           | JV |
| Kyle Dennis     | 21:12 | 135           | JV |
| Ryan Hammitte   | 21:17 | 139           | JV |
| Kevin Lee       | 22:07 | 162           | JV |
| Ryan Wojcik     | 24:12 | 180           | JV |
| Gianni Pedini   | 25:43 | 187           | JV |
| Matt Gannon     | 26:03 | 188           | JV |
| Drew Latta      | 28:00 | 191           | JV |



|                     |                |              |    |
|---------------------|----------------|--------------|----|
| <b>Team Place:</b>  | 4th (12 Teams) |              |    |
| <b>Team Score:</b>  | 136            |              |    |
| <b># Athletes:</b>  | 82 Var. 136 JV |              |    |
|                     | <b>Overall</b> |              |    |
| <b>Name</b>         | <b>Time</b>    | <b>Place</b> |    |
| Alexis Munley       | 19:17          | 6            |    |
| Katie Osika         | 19:40          | 10           |    |
| Kate Petsch         | 20:31          | 25           |    |
| Victoria Stachowski | 20:55          | 28           |    |
| Mikayla Gean        | 22:12          | 51           |    |
| Mackenzie Cortese   | 22:12          | 52           |    |
| Morgan Fuerst       | 22:23          | 55           |    |
| Ericka Yeiter       | 23:38          | 48           | JV |
| Shyanne Welch       | 24:38          | 70           | JV |
| Angelina Garcia     | 24:52          | 75           | JV |
| Lindsey Dieck       | 26:05          | 93           | JV |
| Christine Dieck     | 28:24          | 119          | JV |
| Savannah Reardon    | 32:26          | 132          | JV |

# MHSAA Regional Championships

@ Hess-Hathaway

October 25th, 2014

Cloudy, Low 50's

Boys' Champion: Ryan Robinson  
Boys' Team Champion

**WATERFORD**  
Cross-Country

**Team Place:** 1st (15 Teams)  
**Team Score:** 41  
**# Athletes:** 104 Var. 233 JV

| Name             | Time  | Overall Place |    |
|------------------|-------|---------------|----|
| Ryan Robinson    | 15:40 | 1             |    |
| Sam Albaugh      | 16:15 | 5             |    |
| Kyler Bush       | 16:24 | 9             |    |
| Blake Borkowski  | 16:34 | 11            |    |
| Luke Peterson    | 16:40 | 15            |    |
| Max Falberg      | 17:35 | 34            |    |
| Kyle Wojcik      | 17:42 | 38            |    |
| Bradley O'Connor | 18:01 | 4             | JV |
| LJ Stachowski    | 18:03 | 5             | JV |
| Logan Ward       | 18:13 | 8             | JV |
| Steven Else      | 18:32 | 13            | JV |
| Andrew Zeider    | 18:45 | 20            | JV |
| Blaine Bradley   | 19:23 | 34            | JV |
| Dawson Comps     | 19:35 | 53            | JV |
| Nick Arnold      | 19:36 | 54            | JV |
| Mat McFarland    | 19:45 | 61            | JV |
| Matt Kallabat    | 20:01 | 75            | JV |
| Jasper Gomez     | 20:08 | 82            | JV |
| Ryan Hammitte    | 21:10 | 120           | JV |
| Kyle Dennis      | 21:30 | 136           | JV |
| Kevin Lee        | 22:30 | 173           | JV |
| Ryan Wojcik      | 23:35 | 192           | JV |
| Matt Gannon      | 24:49 | 206           | JV |
| Gianni Pedini    | 24:56 | 207           | JV |
| Drew Latta       | 28:04 | 231           | JV |







**Team Place:** 3rd (14 Teams)  
**Team Score:** 110  
**# Athletes:** 94 Var. 233 JV

| Name                | Time  | Overall Place |
|---------------------|-------|---------------|
| Katie Osika         | 19:17 | 7             |
| Alexis Munley       | 19:35 | 11            |
| Kate Petsch         | 19:58 | 16            |
| Mikayla Gean        | 21:43 | 36            |
| Morgan Fuerst       | 21:57 | 40            |
| Victoria Stachowski | 22:06 | 45            |
| Mackenzie Cortese   | 22:19 | 50            |
| Shyanne Welch       | 24:19 | 44 JV         |
| Angelina Garcia     | 25:50 | 75 JV         |
| Savannah Reardon    | 36:04 | 147 JV        |

# Lakeland Freshman/Sophomore Meet @Lakeland High School October 28th, 2014

60 Degrees, Partly Cloudy



**Team Place:** 9th (11 Teams)

**Team Score:** 259

**# Athletes:** 181

| Name           | Time  | Overall Place |
|----------------|-------|---------------|
| LJ Stachowski  | 17:58 | 13            |
| Blaine Bradley | 19:39 | 59            |
| Dawson Comps   | 19:39 | 60            |
| Matt Kallabat  | 20:16 | 80            |
| Ryan Hammitte  | 21:42 | 129           |
| Kevin Lee      | 23:06 | 150           |
| Ryan Wojcik    | 24:00 | 163           |
| Gianni Pedini  | 25:21 | 172           |
| Matt Gannon    | 26:22 | 175           |






# MHSAA State Finals @ Michigan International Speedway November 1st, 2014

39 Degrees, Sunny,  
very cold wind

**Team Place:** 3rd (27 Teams)  
**Team Score:** 148  
**# Athletes:** 256 Varsity

| Name            | Time  | Overall Place<br>(Team, Indiv.) |
|-----------------|-------|---------------------------------|
| Ryan Robinson   | 15:24 | 5, 5                            |
| Sam Albaugh     | 16:08 | 27, 48                          |
| Luke Peterson   | 16:16 | 35, 62                          |
| Blake Borkowski | 16:16 | 37, 64                          |
| Kyler Bush      | 16:23 | 44, 77                          |
| Max Falberg     | 16:55 | 100, 151                        |
| Kyle Wojcik     | 17:10 | 128, 187                        |





**Team Place:** 15th (27 Teams)  
**Team Score:** 417  
**# Athletes:** 244 Varsity

| Name                | Time  | Overall Place (Team, Individ.) |
|---------------------|-------|--------------------------------|
| Alexis Munley       | 18:49 | 26, 34                         |
| Katie Osika         | 18:58 | 35, 47                         |
| Kate Petsch         | 19:46 | 71, 105                        |
| Victoria Stachowski | 20:36 | 123, 172                       |
| Mackenzie Cortese   | 21:18 | 162, 216                       |
| Morgan Fuerst       | 21:27 | 163, 217                       |
| Mikayla Gean        | 21:32 | 166, 221                       |



# *Waterford Mott*

## *Cross Country Records - Girls*

### *School Records*

Shannon Osika      17:17      2008

### *Junior Records*

Shannon Osika      17:50      2009  
 Daya Wagh          18:59      2011  
 Courtney Munley    19:22      2011  
 Jennifer Walczuk    19:27      1996

### *All-League OAA*

Shannon Osika      2007 (champion)  
 Lauren Gagnon      2007  
 Christine Lindsay    2006, 2007  
 Kelsey Chapman      2006, 2007  
 Alyssa Osika          2006  
 Lizzy Jones            2004, 2005, 2006  
 Ornela Mirashi        2005, 2006  
 Megan Coughlin      1998, 1999, 2000, 2001  
 Jennifer Klausing    1999, 2000, 2001  
 Alicia Hebel          2001  
 Kristen Klebba        2000  
 Lauren Madrigal      2000  
 Nikki Baxter          1997, 1998, 1999  
 Amy Coughlin        1995, 1996,  
                                   1997 (runner-up), 1998  
 Jennifer Walczuk    1995 (runner-up),  
                                   1996 & 1997 (champion)  
 Michelle Lazenby    1992  
 Mary Mick              1989 (champion)  
 Stephanie Tasca      1986  
 Traci Rooney         1983  
 Pam Swain             1981  
 Tina Fotineas         1980

### *Sophomore Records*

Shannon Osika      17:17      2008  
 Alexis Munley        18:49      2014  
 Courtney Munley    19:22      2010  
 Jennifer Walczuk    19:26      1995  
 Megan Coughlin      19:30      1999  
 Katelynn Carver      19:52      2009

### *Freshman Records*

Shannon Osika      17:35      2007  
 Alexis Munley        18:48      2013  
 Katie Osika            18:58      2014  
 Kate Petsch            19:46      2014  
 Hannah Rhoades      19:59      2008



# *Waterford Mott Cross Country Honors - Girls*

## *MITCA Dream Team*

Shannon Osika 2007, 2008, 2010



## *All-Conference*

*(2008 joined KLAA Lakes Conference)*

|                    |   |
|--------------------|---|
| Alexis Munley      | 2013, 2014                                |
| Katie Osika        | 2014                                      |
| Savannah Schaeffer | 2012, 2013                                |
| Daya Wagh          | 2011, 2012                                |
| Sarah Hale         | 2012                                      |
| Courtney Munley    | 2010, 2011, 2012                          |
| Hannah Rhoades     | 2011                                      |
| Shannon Osika      | 2008, 2009, 2010 (2x Conference Champion) |
| Alyssa Osika       | 2008                                      |
| Lauren Gagnon      | 2009                                      |
| Katelynn Carver    | 2009                                      |

## *All-Oakland County*

|                  |                        |
|------------------|------------------------|
| Alexis Munley    | 2013, 2014             |
| Katie Osika      | 2014                   |
| Sarah Hale       | 2012, 2013             |
| Daya Wagh        | 2011, 2012             |
| Courtney Munley  | 2010                   |
| Shannon Osika    | 2007, 2008, 2009, 2010 |
| Amy Coughlin     | 1998                   |
| Jennifer Walczuk | 1995, 1996, 1997       |
| Mary Mick        | 1989 2nd team          |

## *League Championship Teams*

2012 (KLAA Lakes North Division): Daya Wagh, Sarah Hale, Courtney Munley, Savannah Schaeffer, Bailie Strong, Lauren Dybowski, Kristal Denina

2011 (KLAA Lakes North Division): Daya Wagh, Hannah Rhoades, Courtney Munley, Savannah Schaeffer, Bailie Strong, Sarah Hale, Katelynn Carver

2007 (OAAII): Shannon Osika, Kelsey Chapman, Alyssa Osika, Christine Lindsay, Lauren Gagnon, Maylani Siemasz, Amanda Schoonover, Rachel Mendoza

2006 (OAAII): Lizzy Jones, Ornela Mirashi, Alyssa Osika, Kelsey Chapman, Christine Lindsay, Kristin Matsumoto, Liz Dachs

# Waterford Mott State Finalists - Girls

## Individuals

### State Qualifiers

|                    |  |
|--------------------|--|
| Alexis Munley      | 2013   |
| Savannah Schaeffer | 2013   |
| Shannon Osika      | 2007 (Regional Champion),<br>2008, 2009,<br>2010 (Regional Champion) |
| Lizzy Jones        | 2006   |
| Megan Coughlin     | 1999, 2000   |
| Amy Coughlin       | 1995, 1996, 1997, 1998   |
| Jennifer Walczuk   | 1994, 1997   |
| Mary Mick          | 1989   |

## All-State

|                  |   |
|------------------|---|
| Daya Wagh        | 2012  |
| Shannon Osika    | 2007 (State Champion),<br>2008 (State Runner-Up),<br>2009, 2010 |
| Jennifer Walczuk | 1995  |

## Academic All-State

|                 |                     |
|-----------------|---------------------|
| Alexis Munley   | 2014                |
| 2012 Team       | Avg. G.P.A. = 3.746 |
| Daya Wagh       | 2011, 2012          |
| Sarah Hale      | 2012                |
| 2011 Team       | Avg. G.P.A. = 3.833 |
| 2010 Team       | Avg. G.P.A. = 3.655 |
| Courtney Munley | 2010                |
| 2009 Team       | Avg. G.P.A. = 3.766 |
| Lauren Gagnon   | 2009                |

## Teams

### 2014 Team

Alexis Munley, Katie Osika, Kate Petsch,  
Victoria Stachowski, Mackenzie Cortese,  
Morgan Fuerst, Mikayla Gean

### 2012 Team

Daya Wagh, Sarah Hale, Courtney Munley,  
Savannah Schaeffer, Bailie Strong, Lauren Dybowski,  
Kristal Denina

### 2011 Team

Daya Wagh, Hannah Rhoades, Courtney Munley,  
Savannah Schaeffer, Bailie Strong, Sarah Hale,  
Katelynn Carver

### 2010 Team

Shannon Osika, Courtney Munley, Hannah Rhoades,  
Katelynn Carver, Catrina Cortese,  
Amanda Schoonover, Savannah Schaeffer

### 2009 Team (Regional Champions)

Shannon Osika, Lauren Gagnon, Katelynn Carver,  
Hannah Rhoades, Maylani Siemasz, Amanda  
Schoonover, Rachel Mendoza


### 2008 Team

Shannon Osika, Kelsey Chapman, Alyssa Osika,  
Hannah Rhoades, Christine Lindsay, Maylani Siemasz,  
Amanda Schoonover, Lauren Gagnon



|                |                    |
|----------------|--------------------|
| 2008 Team      | Avg. G.P.A. = 3.94 |
| Kelsey Chapman | 2008               |
| Megan Coughlin | 1999, 2000         |
| Amy Coughlin   | 1996, 1997, 1998   |





# The Mott Coaches



# Waterford Mott Cross Country All-Time List - Girls

| Place | Name                | Time        | Date  |
|-------|---------------------|-------------|---|
| 1     | Shannon Osika       | 17:17       | 2007 State Champion (17:35.8),<br>2008 State Runner-Up,<br>2009, 2010 All-State |
| 2     | Daya Wagh           | 18:32       | 2012 All-State<br>2012 Academic All-State 2X                                    |
| 3     | Alexis Munley       | 18:48       | 2013<br>2014 Academic All-State   |
| 4     | Katie Osika         | 18:58       | 2014  |
| 5     | Sarah Hale          | 19:06       | 2012 Academic All-State   |
| 6     | Amy Coughlin        | 19:09       | 1998 Academic All-State 3X  |
| 7     | Courtney Munley     | 19:22       | 2010 Academic All-State   |
| 8     | Jennifer Walczuk    | 19:26       | 1995 All-State  |
| 9     | Megan Coughlin      | 19:30       | 1999 Academic All-State 2X  |
| 10    | Bailie Strong       | 19:38       | 2013  |
|       | Hannah Rhoades      | 19:38       | 2011  |
| 12    | Kelsey Chapman      | 19:39       | 2008 Academic All-State   |
| 13    | Alyssa Osika        | 19:40       | 2008  |
| 14    | Lauren Gagnon       | 19:41       | 2009 Academic All-State   |
| 15    | Kate Petsch         | 19:46       | 2014  |
| 16    | Savannah Schaeffer  | 19:47       | 2012  |
| 17    | Katelynn Carver     | 19:52       | 2009  |
| 18    | Lizzy Jones         | 19:58       | 2006  |
| 19    | Mary Mick           | 20:09       | 1989  |
| 20    | Pam Swain           | 20:20       | 1981  |
| 21    | Victoria Stachowski | 20:21       | 2013  |
| 22    | Ornela Mirashi      | 20:29       | 2005  |
| 23    | Nikki Baxter        | 20:30       | 1999  |
| 24    | Marki Dillon        | 20:05-20:35 | 1978 3m Record  |
| 25    | Amanda Schoonover   | 20:44       | 2010  |
| 26    | Clare Pierre        | 20:47       | 1981  |
| 27    | Jennifer Klausung   | 20:50       | 1999  |
| 28    | Christine Lindsay   | 21:05       | 2007  |
| 29    | Robin Rapelje       | 21:10       | 1998  |
| 30    | Maylani Siemasz     | 21:11       | 2009  |
| 31    | Catrina Cortese     | 21:12       | 2010  |
| 32    | Traci Rooney        | 21:14       | 1983  |
| 33    | Mackenzie Cortese   | 21:18       | 2014  |
| 34    | Alicia Hebel        | 21:19       | 2001  |
| 35    | Lauren Dybowski     | 21:23       | 2013  |
| 36    | Morgan Fuerst       | 21:27       | 2014  |
| 37    | Val Theisen         | 21:28       | 1984  |
| 38    | Mikayla Gean        | 21:32       | 2014  |
| 39    | Tina Fotineas       | 21:03-21:33 | 1980  |



# All-Time List - Cont.

| Place | Name              | Time        | Date |
|-------|-------------------|-------------|------|
| 40    | Natalie Moesta    | 21:40       | 2013 |
| 41    | Lauren Madrigal   | 21:43       | 2000 |
| 42    | Roslyn Frontiera  | 21:13-21:43 | 1980 |
| 43    | Kara Miller       | 21:45       | 2013 |
| 44    | Gail Hoult        | 21:17-21:47 | 1977 |
| 45    | Kristin Klebba    | 21:48       | 2000 |
|       | Cindy Borquist    | 21:18-21:48 | 1977 |
| 47    | Rachel Mendoza    | 21:54       | 2010 |
| 48    | Megan Maxwell     | 22:02       | 2011 |
|       | Erin McCaffery    | 22:02       | 2002 |
| 50    | Stephani Tasca    | 22:03       | 1986 |
| 51    | Brooke Murray     | 22:09       | 2011 |
| 52    | Emily Croitori    | 22:10       | 1995 |
| 53    | Kristal Denina    | 22:15       | 2012 |
| 54    | Amanda Lack       | 22:22       | 2002 |
| 55    | Kristin Matsumoto | 22:24       | 2005 |
| 56    | Jovey Haves       | 22:27       | 1998 |
| 57    | Katie Scholler    | 22:28       | 2004 |
|       | Michelle Lazenby  | 22:28       | 1992 |
| 59    | Denise Cecil      | 22:34       | 1983 |
| 60    | Beth Webster      | 22:05-22:35 | 1983 |
| 61    | Kristen Weiland   | 22:50       | 2003 |
| 62    | Kristen Klingbeil | 22:51       | 2000 |
| 63    | Brittany Bays     | 22:55       | 1995 |
| 64    | Betsy Bowser      | 22:57       | 1993 |
| 65    | Kelly Boyle       | 22:29-22:59 | 1977 |
| 66    | Amy Braunsteiner  | 23:00       | 1988 |
| 67    | Melanie Hook      | 23:05       | 1986 |
| 68    | Rosemary Keane    | 23:06       | 1986 |
|       | Rachel Tater      | 23:06       | 1983 |
| 70    | Kristie Greene    | 23:11       | 1987 |
| 71    | Nichole Kunkle    | 23:13       | 2004 |
| 72    | Kaity Ward        | 23:17       | 2011 |
|       | Kelly Alexander   | 23:17       | 1988 |
| 74    | Courtney Anglin   | 23:20       | 2000 |
| 75    | Jianna Hair       | 23:25       | 2001 |
| 76    | Lindsey Dieck     | 23:28       | 2012 |
|       | Shannon Donnelly  | 23:28       | 1985 |
| 78    | Jasmin Messer     | 23:37       | 2013 |
| 79    | Ericka Yeiter     | 23:38       | 2014 |
| 80    | Hennika Klykken   | 23:43       | 1993 |
| 81    | Tara Twyman       | 23:46       | 1997 |
| 82    | Rebecca Dickerson | 23:50       | 1999 |
| 83    | Marci Walter      | 23:56       | 1995 |
|       | Sara Stolnicki    | 23:56       | 1997 |
| 85    | Kathleen Rooney   | 23:59       | 2005 |

## Waterford Mott Coaches

| Name                     | Years          |
|--------------------------|----------------|
| Amy McNeil<br>(Coughlin) | 2005 - present |
| Ryan Robinson            | 2002 - 2004    |
| Jerry Pachla             | 1978 - 2001    |




# *Waterford Mott Cross Country Records - Boys*

## *School Records*

|                  |            |      |
|------------------|------------|------|
| Ryan J. Robinson | 15:03      | 2014 |
| Scott Albaugh    | 15:13      | 2010 |
| Jeff Ferrell     | 15:30      | 1994 |
| Chris Langton    | 16:07      | 1986 |
| Ryan Robinson    | 16:15      | 1983 |
| Mark Davis       | 14:49 (3M) | 1978 |

## *Junior Records*

|                  |            |      |
|------------------|------------|------|
| Ryan J. Robinson | 15:22      | 2013 |
| Nate Burnand     | 15:38      | 2011 |
| Jeff Ferrell     | 15:39      | 1994 |
| Joe Murphy       | 16:56      | 1987 |
| Rusty Robinson   | 16:56      | 1984 |
| Tony Peters      | 17:14      | 1981 |
| Matt Barnard     | 15:35 (3M) | 1977 |
| Fred Leinenger   | 16:06 (3M) | 1976 |



## *Sophomore Records*

|                  |            |      |
|------------------|------------|------|
| Ryan J. Robinson | 15:28      | 2012 |
| Nate Burnand     | 15:45      | 2010 |
| Jeff Ferrell     | 16:04      | 1992 |
| George Fotineas  | 17:09      | 1981 |
| Rick Schaefer    | 16:13 (3M) | 1977 |
| Matt Barnard     | 16:21 (3M) | 1976 |
| Curtis Carter    | 16:51 (3M) | 1975 |

## *Freshman Records*

|              |       |      |
|--------------|-------|------|
| Sam Albaugh  | 15:58 | 2011 |
| Tommy Osika  | 17:02 | 2010 |
| Jeff Ferrell | 17:14 | 1991 |

# *Waterford Mott Cross Country Honors - Boys*

## *All-Oakland County*

2014 Team

Oakland County Champions:

Sam Albaugh, Nick Arnold, Blake Borkowski,  
Kyler Bush, Bradley O'Connor, Luke Peterson,  
Ryan Robinson

|                  |                  |
|------------------|------------------|
| Ryan J. Robinson | 2011, 2013, 2014 |
| Sam Albaugh      | 2012, 2013, 2014 |
| Luke Peterson    | 2014             |
| Blake Borkowski  | 2014             |

2013 Team

Oakland County Champions:

Sam Albaugh, Simon Albaugh, Kyler Bush,  
Brennan Munley, Tommy Osika, Luke Peterson,  
Ryan Robinson

|                |                           |
|----------------|---------------------------|
| Kyler Bush     | 2013                      |
| Nate Burnand   | 2011, 2012                |
| Dane Falberg   | 2012                      |
| Brandon Carson | 2011                      |
| Scott Albaugh  | 2010 Champion             |
| Ian Hackbarth  | 2010                      |
| Nate Burnand   | 2010                      |
| Jeff Ferrell   | 1992, 1993, 1994 Champion |
| Chris Langton  | 1986                      |
| Ryan Robinson  | 1983                      |
| Matt Barnard   | 1977, 1978                |
| Mark Davis     | 1978                      |
| Bill Bowles    | 1978                      |



## *All-Conference*

2014 Team

KLAA Lakes Conference Champions:

Sam Albaugh, Blake Borkowski, Kyler Bush,  
Steven Else, Max Falberg, Luke Peterson,  
Ryan Robinson

|                  |                  |
|------------------|------------------|
| Ryan J. Robinson | 2014 (runner-up) |
| Luke Peterson    | 2014             |
| Sam Albaugh      | 2014             |
| Blake Borkowski  | 2014             |
| Kyler Bush       | 2014             |

2013 Team

KLAA Lakes Conference Champions:

Sam Albaugh, Simon Albaugh, Kyler Bush,  
Brennan Munley, Tommy Osika,  
Luke Peterson, Logan Ward, Ryan Robinson

## *League Championship Teams*

2014 (KLAA Lakes North Division):

Sam Albaugh, Simon Albaugh, Nick Arnold,  
Blake Borkowski, Kyler Bush, Stephen Else,  
Max Falberg, Bradley O'Connor, Luke Peterson,  
Ryan Robinson, Logan Ward, Kyle Wojcik,  
Andrew Zeider

2013 (KLAA Lakes North Division):

Sam Albaugh, Simon Albaugh, Kyler Bush,  
Brennan Munley, Tommy Osika, Luke Peterson,  
Ryan Robinson

2012 (KLAA Lakes North Division):

Nate Burnand, Ryan Robinson, Dane Falberg,  
Sam Albaugh, Tommy Osika, Kyler Bush,  
Simon Albaugh, Luke Peterson, Brennan Munley

2011 (KLAA Lakes North Division):

Sam Albaugh, Nate Burnand, Brandon Carson,  
Matthew Degraeve, Dane Falberg, Tommy Osika,  
Ryan Robinson

# Waterford Mott State Finalists - Boys

## Individuals

### State Qualifiers (not part of qualifying team)

|                 |            |
|-----------------|------------|
| Scott Albaugh   | 2009, 2008 |
| Anthony Spray   | 2006       |
| David Clingan   | 1999       |
| Jesse Johnson   | 1995       |
| Chris Langton   | 1985       |
| George Fotineas | 1983       |
| Mark Timm       | 1981       |
| Rick Schaefer   | 1979       |

## All-State

|                  |               |
|------------------|---------------|
| Ryan J. Robinson | 2014          |
| Ryan J. Robinson | 2013          |
| Sam Albaugh      | 2013          |
| Nate Burnand     | 2012          |
| Ryan J. Robinson | 2012          |
| Nate Burnand     | 2011          |
| Sam Albaugh      | 2011          |
| Scott Albaugh    | 2010 Champion |
| Nate Burnand     | 2010          |
| Scott Albaugh    | 2009          |
| Jeff Ferrell     | 1994 Champion |
| Jeff Ferrell     | 1993 Champion |
| Matt Barnard     | 1978          |

## Academic All-State

|                  |                     |
|------------------|---------------------|
| 2014 Team        | Avg. G.P.A. = 3.726 |
| Kyler Bush       | 2014                |
| Luke Peterson    | 2014                |
| Ryan J. Robinson | 2014                |

|                |                     |
|----------------|---------------------|
| 2013 Team      | Avg. G.P.A. = 3.853 |
| Kyler Bush     | 2013                |
| Brennan Munley | 2013                |
| Luke Peterson  | 2013                |

|             |                     |
|-------------|---------------------|
| 2012 Team   | Avg. G.P.A. = 3.679 |
| Tommy Osika | 2012                |

## Teams

### Team - 2014 (Regional Champions, Oakland County Champions, KLAA Lakes Conference Champions)

Ryan Robinson, Sam Albaugh, Kyler Bush,  
Blake Borkowski, Luke Peterson, Max Falberg,  
Kyle Wojcik, Steven Else, Nick Arnold, Bradley O'Connor

### Team - 2013 (State Runners-Up, Regional Champions, KLAA Lakes Conference Champions, Oakland County Champions)

Ryan Robinson, Sam Albaugh, Kyler Bush,  
Brennan Munley, Tommy Osika, Luke Peterson,  
Simon Albaugh

### Team - 2012 (State Runners-Up, Regional Champions)

Nate Burnand, Ryan Robinson, Dane Falberg,  
Tommy Osika, Kyler Bush, Simon Albaugh,  
Luke Peterson, Sam Albaugh

### Team - 2011 (Regional Champions)

Nate Burnand, Brandon Carson, Sam Albaugh,  
Dane Falberg, Matthew Degraeve, Tommy Osika,  
Ryan Robinson

### Team - 2010

Scott Albaugh, Ian Hackbarth, Nate Burnand,  
Matthew Degraeve, Dane Falberg, Tommy Osika,  
David Jackson

### Team - 1977

Mark Carter, Matt Barnard, Mark Davis, Phil Fotineas,  
Eric Pierre, Eric Pelton, Rick Schaefer, Bob Fisher

---

|                  |      |
|------------------|------|
| Kyler Bush       | 2012 |
| Ryan J. Robinson | 2012 |

|              |                     |
|--------------|---------------------|
| 2011 Team    | Avg. G.P.A. = 3.432 |
| Tommy Osika  | 2011                |
| Dane Falberg | 2011                |

|               |                     |
|---------------|---------------------|
| 2010 Team     | Avg. G.P.A. = 3.365 |
| Jesse Johnson | 1995                |

# *All-Conference - Boys*

2014  
 Ryan J. Robinson  
 (runner-up)  
 Luke Peterson  
 Sam Albaugh  
 Blake Borkowski  
 Kyler Bush  
 (Team Champion)

2013  
 Sam Albaugh  
 Tommy Osika  
 Kyler Bush  
 Luke Peterson  
 (Team Champion)

2012  
 Nate Burnand  
 Ryan J. Robinson  
 Dane Falberg  
 Sam Albaugh

2011  
 Nate Burnand  
 Brandon Carson  
 Sam Albaugh

2010  
 Scott Albaugh  
 (runner-up)  
 Nate Burnand

2009  
 Scott Albaugh

2008  
 Scott Albaugh  
 Ryan Chute  
 Ian Hackbarth

2007  
 Maxime Bellemare  
 Ryan Chute  
 Scott Albaugh

2006  
 Anthony Spray

2005  
 Anthony Spray  
 Kyle Evans

2004  
 Jared Dean  
 Joey Lopez

2003  
 Jared Dean  
 Joey Lopez

2002  
 Jared Dean  
 Joey Lopez

2001  
 Joe Pritchett

2000  
 Jeff Hagen

## **Western 6 1969-1980**

### **Greater Oakland Activities League 1981-1994**

### **Oakland Activities Association 1995-2007**

### **Kensington Lakes Athletic Association 2008**

1999  
 David Clingan  
 (runner-up)  
 Jeff Hagen  
 David Renne

1998  
 David Clingan  
 David Renne

1997  
 David Clingan  
 Michael Wilanowski

1996  
 Richard Monk

1995  
 David Barth  
 Jessie Johnson

1994  
 Jeff Ferrell  
 (Champion)  
 David Webster  
 David Barth  
 Richard Monk

1993  
 Jeff Ferrell  
 (Champion)  
 David Webster  
 Charlie Anderson

1992  
 Jeff Ferrell  
 (Runner-up)  
 Joe Condon  
 David Webster

1990  
 Mark Papenhagen

1988  
 Chris Newman  
 (Champion)  
 Mark Papenhagen  
 Frank Puddy

Steve Kelty  
 Joe Murphy

1987  
 Chris Newman  
 Joe Murphy

1986  
 Chris Langton  
 (Runner-up)  
 Joe Murphy

1985  
 Chris Langton  
 Rustyn Robinson  
 Greg Marinak

1984  
 Rustyn Robinson

1983  
 Ryan Robinson  
 (Champion)  
 George Fotineas

1981  
 Ilie Hentes  
 Ryan Robinson

1980  
 Ilie Hentes  
 Doug Roggenbaum

1979  
 Eric Pierre  
 Rick Schaeffer  
 Tim Goodwin

1978  
 Matt Barnard  
 (Champion)  
 Mark Davis  
 Eric Pierre

1977  
 Matt Barnard  
 Mark Davis  
 Mark Carter

1975  
 Curtis Carter

1974  
 Bill Bowles  
 (Runner-up)  
 John Saunders

## *All-State*

## *Honorable Mention*


Chris Langton 1986  
 Ryan Robinson 1984  
 Mark Davis 1978

# Waterford Mott Cross Country All-Time List - Boys

| Place | Name             | Time    | Date |  |
|-------|------------------|---------|------|--|
| 1     | Ryan J. Robinson | 15:03   | 2014 | 5k Record<br>3x All-State (2012-2014)<br>2x Regional Champion (2013, 2014)<br>2014 Qualifier & Runner-Up - Nike Cross National Championships (Midwest Region)<br>2013 Qualifier - Foot Locker National Championships (Midwest Region)<br>2014, 2012 Academic All-State |
| 2     | Scott Albaugh    | 15:13   | 2010 | 5k Record<br>State Champion<br>Regional Champion<br>2x All-State   |
| 3     | Nate Burnand     | 15:14   | 2012 | 3x All-State (2010-2012)<br>2x Regional Champion (2011,2012)   |
| 4     | Jeff Ferrell     | 15:30.4 | 1994 | 5k Record<br>3x All-State<br>2x State Champion   |
| 5     | Sam Albaugh      | 15:49   | 2013 | 2x All-State (2012-2013)   |
| 6     | Brandon Carson   | 15:50   | 2011 |  |
| 7     | Dane Falberg     | 15:55   | 2012 | 2011 Academic All-State  |
| 8     | Chris Langton    | 16:07   | 1986 | 5k Record  |
| 9     | Blake Borkowski  | 16:09   | 2014 |  |
| 10    | Kyler Bush       | 16:10   | 2014 | 2014 Academic All-State 3x   |
| 11    | Luke Peterson    | 16:14   | 2014 | 2014 Academic All-State 2x   |
|       | Tommy Osika      | 16:14   | 2012 | 2012 Academic All-State 2x   |
| 13    | Ryan R. Robinson | 16:15   | 1983 | 5k Record  |
| 14    | Ian Hackbarth    | 16:16   | 2010 |  |
| 15    | Mark Timm        | 16:23   | 1981 | 5k Record  |
| 16    | David Clingan    | 16:28   | 1999 |  |
| 17    | Simon Albaugh    | 16:36   | 2013 |  |
| 18    | Brennan Munley   | 16:41   | 2013 | 2013 Academic All-State  |
| 19    | Elie Hentes      | 16:44   | 1981 |  |
| 20    | Matthew Degraeve | 16:47   | 2011 |  |
| 21    | Joe Murphy       | 16:53   | 1987 |  |
| 22    | Max Falberg      | 16:55   | 2014 |  |
|       | George Fotineas  | 16:55   | 1983 |  |
| 24    | Ryan Chute       | 16:56   | 2008 |  |
|       | Rusty Robinson   | 16:56   | 1984 |  |
| 26    | Chris Newman     | 16:58   | 1988 |  |
| 27    | Josh Robinson    | 17:02   | 2009 |  |
| 28    | Jesse Johnson    | 17:04   | 1995 |  |

## Waterford Mott Coaches

| Name          | Years          |
|---------------|----------------|
| Ryan Robinson | 2005 - present |
| Jerry Pachla  | 1974 - 2004    |
| Mike Miley    | 1970 - 1973    |
| Ray Robinson  | 1969           |






# All-Time List - Cont.

| Place | Name               | Time  | Date |                       | Place | Name           | Time  | Date |
|-------|--------------------|-------|------|-----------------------|-------|----------------|-------|------|
| 29    | David Renne        | 17:09 | 1999 | Academic<br>All-State | 77    | Seth Byle      | 18:32 | 2013 |
| 30    | Kyle Wojcik        | 17:10 | 2014 |                       | 78    | Kurien Thomas  | 18:37 | 1995 |
|       | Kyle Evans         | 17:10 | 2007 |                       | 79    | Justin Spaysky | 18:41 | 1991 |
| 32    | Anthony Spray      | 17:12 | 2006 |                       | 80    | Andrew Zeider  | 18:42 | 2014 |
|       | Joey Lopez         | 17:12 | 2004 |                       | 81    | Brad Wojcik    | 18:45 | 2012 |
| 34    | Tony Peters        | 17:14 | 1981 |                       |       | Zach Sheck     | 18:45 | 1996 |
| 35    | Maxime Bellemare   | 17:17 | 2007 |                       | 83    | Matt Thayer    | 18:47 | 2012 |
| 36    | Jared Dean         | 17:19 | 2004 |                       | 84    | Dan Ressnell   | 18:51 | 1993 |
|       | Mark Papenhagen    | 17:19 | 1989 |                       | 85    | Jeremy Janson  | 18:52 | 1998 |
|       | Paul Richards      | 17:19 | 1983 |                       | 86    | Zach Behler    | 18:53 | 1997 |
| 39    | Tim Samson         | 17:23 | 1981 |                       |       | Robert Vogt    | 18:53 | 1991 |
| 40    | Richard Monk       | 17:24 | 1996 |                       | 88    | Lukasz Paszek  | 18:54 | 1993 |
| 41    | Joe Pritchett      | 17:26 | 2001 |                       | 89    | Rob Stafford   | 18:57 | 1990 |
| 42    | Greg Marinak       | 17:27 | 1985 |                       | 90    | Jon Kelty      | 18:58 | 1986 |
| 43    | David Webster      | 17:28 | 1994 |                       | 91    | Rich Delong    | 18:59 | 1984 |
| 44    | Jeff Hagen         | 17:29 | 1999 |                       |       |                |       |      |
| 45    | Hayden Schaeffer   | 17:31 | 2009 |                       |       |                |       |      |
| 46    | Donald Hyde        | 17:34 | 1999 |                       |       |                |       |      |
| 47    | Bradley O'Connor   | 17:35 | 2014 |                       |       |                |       |      |
| 48    | David Barth        | 17:40 | 1995 |                       |       |                |       |      |
| 49    | Michael Wilanowski | 17:41 | 1997 |                       |       |                |       |      |
| 50    | Brian Ritter       | 17:42 | 1983 |                       |       |                |       |      |
| 51    | Logan Ward         | 17:44 | 2013 |                       |       |                |       |      |
| 52    | Joe Condon         | 17:46 | 1992 |                       |       |                |       |      |
| 53    | Richard Bray       | 17:48 | 1996 |                       |       |                |       |      |
|       | Randy Robinson     | 17:48 | 1986 |                       |       |                |       |      |
| 55    | Mark Ruckey        | 17:52 | 1984 |                       |       |                |       |      |
| 56    | Chris Wisniewski   | 17:53 | 1999 |                       |       |                |       |      |
| 57    | Steve Kelty        | 17:55 | 1988 |                       |       |                |       |      |
| 58    | LJ Stachowski      | 17:58 | 2014 |                       |       |                |       |      |
|       | Josh Sterns        | 17:58 | 1998 |                       |       |                |       |      |
| 60    | David Jackson      | 17:59 | 2012 |                       |       |                |       |      |
|       | Brandon Hahn       | 17:59 | 2001 |                       |       |                |       |      |
|       | Mike Taylor        | 17:59 | 1985 |                       |       |                |       |      |
| 63    | Frank Puddy        | 18:00 | 1988 |                       |       |                |       |      |
|       | Charlie Anderson   | 18:00 | 1994 |                       |       |                |       |      |
| 65    | Nick Arnold        | 18:01 | 2013 |                       |       |                |       |      |
| 66    | Dana Houle         | 18:03 | 1981 |                       |       |                |       |      |
| 67    | John Hurley        | 18:04 | 1981 |                       |       |                |       |      |
| 68    | Steven Else        | 18:10 | 2014 |                       |       |                |       |      |
|       | Nick Schoonover    | 18:10 | 2006 |                       |       |                |       |      |
| 70    | Mark Stechow       | 18:11 | 1994 |                       |       |                |       |      |
| 71    | Scott Herriman     | 18:15 | 1988 |                       |       |                |       |      |
|       | Rob McConkey       | 18:15 | 2008 |                       |       |                |       |      |
| 73    | Victor Huerta      | 18:18 | 1991 |                       |       |                |       |      |
| 74    | Kevyn Robinson     | 18:20 | 2011 |                       |       |                |       |      |
| 75    | Matt Grundy        | 18:23 | 2005 |                       |       |                |       |      |
| 76    | Rob Wilson         | 18:24 | 1985 |                       |       |                |       |      |



# *Waterford Mott Cross Country All-Time 3 Mile List - Boys*

| <b>Place</b> | <b>Name</b>       | <b>Time</b> | <b>Year</b> |
|--------------|-------------------|-------------|-------------|
| 1            | Mark Davis        | 14:49       | 1978        |
| 2            | Matt Barnard      | 15:04       | 1978        |
| 3            | Rick Schaeffer    | 15:32       | 1979        |
|              | Eric Pierre       | 15:32       | 1979        |
| 5            | Mark Carter       | 15:34       | 1977        |
| 6            | Bill Bowles       | 15:53       | 1974        |
| 7            | Don Bennett       | 16:04       | 1972        |
| 8            | Fred Leinenger    | 16:06       | 1976        |
| 9            | Curtis Carter     | 16:08       | 1975        |
| 10           | Tim Goodwin       | 16:14       | 1980        |
| 11           | Eric Pelton       | 16:17       | 1979        |
| 12           | Phil Fotineas     | 16:23       | 1977        |
| 13           | Clyde Crandall    | 16:26       | 1974        |
| 14           | Mike Straka       | 16:36       | 1975        |
| 15           | Marty Davis       | 16:41       | 1978        |
| 16           | Doug Roggenbaum   | 16:46       | 1980        |
| 17           | John Saunders     | 16:47       | 1975        |
| 18           | Doug Schaller     | 16:56       | 1973        |
| 19           | Steve Cooperider  | 16:58       | 1976        |
| 20           | Don Tuttle        | 17:05       | 1979        |
| 21           | Scott Carpenter   | 17:08       | 1975        |
| 22           | Bob Wooderson     | 17:16       | 1976        |
| 23           | Jerry Steinhelper | 17:12       | 1980        |
| 24           | Joe Deflorio      | 17:17       | 1975        |



# *Waterford Mott High School College Athletes*

Waterford Mott Cross Country athletes who continued athletic competition at the collegiate level.

## *Women*

| Name                  | Mott Class | University / College                        | Sport      | Years Competed    |
|-----------------------|------------|---|------------|-------------------|
| Savannah Schaeffer    | 2014       | Oakland Community College                   | XC         | 2014 - present    |
| Daya Wagh             | 2013       | Western Michigan University                 | XC / Track | 2013 - present    |
| Courtney Munley       | 2013       | University of Michigan                      | XC / Track | 2013 - present    |
| Hannah Rhoades        | 2012       | Oakland Community College                   | XC         | 2012              |
| Katelynn Carver       | 2012       | Saginaw Valley State University             | XC / Track | 2012              |
| Shannon Osika         | 2011       | University of Michigan                      | XC / Track | 2011 - present    |
| Rachel Mendoza        | 2011       | Oakland University                          | XC / Track | 2011 - 2012       |
| Maylani Siemasz       | 2010       | Cornerstone University                      | Soccer     | 2010 - 2013       |
| Liz Dachs             | 2010       | Lake Superior State University              | XC / Track | 2010 - 2013       |
| Lauren Gagnon         | 2010       | Northwood University/Wayne State University | XC / Track | 2010 - 2012, 2014 |
| Christine Lindsay     | 2010       | Oakland University                          | XC / Track | 2010 - 2012       |
| Alyssa Osika          | 2009       | Ferris State University                     | XC / Track | 2009 - 2012       |
| Kelsey Chapman        | 2009       | Oakland University                          | XC / Track | 2009 - 2010       |
| Liz Jones             | 2008       | Oakland University                          | XC / Track | 2008 - 2010       |
| Ornela Mirashi        | 2008       | Oakland Community College                   | XC / Track | 2008 - 2009       |
| Kathy Rooney          | 2006       | Lake Superior State University              | XC / Track | 2006 - 2010       |
| Amy McNeil (Coughlin) | 1999       | University of Michigan                      | Rowing     | 2000 - 2004       |
| Jennifer Walczuk      | 1998       | University of South Florida                 | XC / Track | 1999 - 2004       |


## *Men*

| Name             | Mott Class | University / College                             | Sport      | Years Competed |
|------------------|------------|--|------------|----------------|
| Seth Byle        | 2014       | Oakland Community College                        | XC         | 2014 - present |
| Dane Falberg     | 2013       | Lawrence Technological University                | XC / Track | 2013 - present |
| Nathan Burnand   | 2013       | Michigan State University                        | XC / Track | 2013 - present |
| Todd Bonnivier   | 2013       | Kalamazoo College                                | Baseball   | 2013 - present |
| Brandon Carson   | 2012       | University of St. Francis (IL)                   | XC / Track | 2012 - present |
| Matthew Degraeve | 2012       | Oakland Community College/Oakland University     | XC / Track | 2012 - present |
| Ian Hackbarth    | 2011       | Oakland Community College                        | XC / Track | 2011 - 2012    |
| Scott Albaugh    | 2011       | University of Michigan                           | XC / Track | 2011 - present |
| Ryan Chute       | 2009       | Ferris State University                          | XC / Track | 2009 - 2012    |
| Jeff Ferrell     | 1995       | South Florida State/Michigan State University    | XC / Track | 1995 - 1999    |
| Mark Papenhagen  | 1990       | Oakland Community College                        | XC / Track |                |
| Chris Hughes     | 1986       | Eastern Michigan University                      | XC / Track |                |
| Ryan Robinson    | 1984       | OCC/Western State College/University of Michigan | XC / Track | 1984 - 1988    |
| Mark Davis       | 1978       | Northwest Missouri State                         | XC / Track |                |
| Matt Barnard     | 1978       | Arizona State                                    | XC / Track |                |
| Mark Carter      | 1977       | Oakland University                               | XC / Track |                |

## Waterford Mott Cross Country - 2014 Girls' Results Summary (8/29-9/30)

| Name                | Golden Grizzly<br>(4k) | Lakeland | Spartan     | WLC     | WLW     | Oakland<br>Co. | WLN     |
|---------------------|------------------------|----------|-------------|---------|---------|----------------|---------|
| Mackenzie Cortese   | 78 - 19:15             | 24:23    | 174 - 22:19 | 23:19   | 24:22   | 99 - 22:50     | 23:27   |
| Morgan Fuerst       | dnr                    | dnr      | 192 - 23:18 | dnr     | dnr     | 130 - 23:38    | 22:47   |
| Mikayla Gean        | 27 - 16:58             | dnr      | 162 - 22:03 | dnr     | dnr     | 125 - 23:29    | 22:26   |
| Alexis Munley       | 3 - 15:03.5            | 21:18.3  | 16 - 18:54  | 20:30   | 21:03   | 5 - 19:14      | 21:20   |
| Katie Osika         | 2 - 15:03.0            | 21:18.0  | 30 - 19:24  | 20:30   | 21:02   | 12 - 19:47     | 19:29   |
| Kate Petsch         | 40 - 17:31             | 21:52    | 125 - 21:06 | 22:25   | 22:17   | 39 - 21:08     | 22:49   |
| Victoria Stachowski | 32 - 17:03             | 21:47    | 97 - 20:36  | 21:55   | 21:56   | 82 - 22:24     | 21:05   |
| Ericka Yeiter       | 72 - 18:57             | 26:21    | 23:55       | 24:12   | 24:49   | 25:10          | 23:38   |
| Maya Bourque        | 19:36                  | dnr      | dnr         | dnr     | dnr     | dnr            | dnr     |
| Hannah Crum         | 20:40                  | dnr      | dnr         | dnr     | dnr     | dnr            | dnr     |
| Christine Dieck     | 22:43                  | 29:58    | dnr         | dnr     | dnr     | 31:44          | 28:27   |
| Lindsey Dieck       | 19:36                  | dnr      | dnr         | dnr     | dnr     | 28:03          | 25:24   |
| Angelina Garcia     | 20:33                  | 27:13    | 25:02       | 28:12   | 27:36   | 26:19          | dnr     |
| Jasmin Messer       | 19:50                  | dnr      | dnr         | dnr     | dnr     | dnr            | dnr     |
| Jessica Messer      | 21:18                  | dnr      | dnr         | dnr     | dnr     | dnr            | dnr     |
| Angela Pasko        | 20:41                  | dnr      | dnr         | dnr     | dnr     | dnr            | dnr     |
| Savannah Reardon    | dnr                    | 38:08    | dnr         | 40:00   | dnr     | dnr            | dnr     |
| Leticia Salaiz      | dnr                    | dnr      | dnr         | 41:39   | dnr     | dnr            | 41:43   |
| Shyanne Welch       | 20:31                  | 27:06    | 25:28       | dnr     | 29:21   | 26:38          | 25:26   |
| Anna Yoder          | 20:24                  | 27:48    | 25:37       | 26:06   | 26:12   | 25:00          | 24:34   |
|                     | 3rd                    | 20-35 W  | 15th        | 22-33 W | 19-39 W | 4th            | 38-21 L |

dnr = did not race  
dnf = did not finish  
nrt = no recorded time  
dq = disqualified  
nts = no team score




## Waterford Mott Cross Country - 2014 Girls' Results Summary (10/3-11/1)

| Name                | Mott Fall Classic | Kettering | KLAA       | Regional   | Lakeland 9/10 | State       |
|---------------------|-------------------|-----------|------------|------------|---------------|-------------|
| Mackenzie Cortese   | 46 - 22:14        | 23:12     | 52 - 22:12 | 50 - 22:19 | dnr           | 216 - 21:18 |
| Morgan Fuerst       | 63 - 22:44        | dnr       | 55 - 22:23 | 40 - 21:57 | dnr           | 217 - 21:27 |
| Mikayla Gean        | 64 - 22:45        | dnr       | 51 - 22:12 | 36 - 21:43 | dnr           | 221 - 21:32 |
| Alexis Munley       | dnr               | dnr       | 6 - 19:17  | 11 - 19:35 | dnr           | 34 - 18:49  |
| Katie Osika         | 6 - 19:50         | 21:28     | 10 - 19:40 | 7 - 19:17  | dnr           | 47 - 18:58  |
| Kate Petsch         | 30 - 21:15        | 21:59     | 25 - 20:31 | 16 - 19:58 | dnr           | 105 - 19:46 |
| Victoria Stachowski | 33 - 21:19        | 22:04     | 28 - 20:55 | 45 - 22:06 | dnr           | 172 - 20:36 |
| Ericka Yeiter       | 86 - 24:24        | dnr       | 23:38      | dnr        | dnr           |             |
| Maya Bourque        | dnr               | dnr       | dnr        | dnr        | dnr           |             |
| Hannah Crum         | dnr               | dnr       | dnr        | dnr        | dnr           |             |
| Christine Dieck     | dnr               | dnr       | 28:24      | dnr        | dnr           |             |
| Lindsey Dieck       | 26:36             | 26:32     | 26:05      | dnr        | dnr           |             |
| Angelina Garcia     | 25:57             | 27:29     | 24:52      | 25:50      | dnr           |             |
| Jasmin Messer       | dnr               | dnr       | dnr        | dnr        | dnr           |             |
| Jessica Messer      | dnr               | dnr       | dnr        | dnr        | dnr           |             |
| Angela Pasko        | dnr               | dnr       | dnr        | dnr        | dnr           |             |
| Savannah Reardon    | 36:18             | 31:56     | 32:26      | 36:04      | dnr           |             |
| Leticia Salaiz      | 38:29             | 36:27     | dnr        | dnr        | dnr           |             |
| Shyanne Welch       | 25:09             | 27:29     | 24:38      | 24:19      | dnr           |             |
| Anna Yoder          | 24:03             | dnr       | dnr        | dnr        | dnr           |             |
|                     | 6th               | 24-32 W   | 4th        | 3rd        |               | 15th        |



## Waterford Mott Cross Country - 2014 Boys' Results Summary (8/29-9/30)

| Name             | Golden Grizzly<br>(4k) | Lakeland | Spartan     | WLC     | WLW     | Oakland Co. | WLN     |
|------------------|------------------------|----------|-------------|---------|---------|-------------|---------|
| Sam Albaugh      | 6 - 12:48              | 16:42    | 24 - 15:59  | 17:17   | 21:27   | 9 - 16:31   | dnr     |
| Simon Albaugh    | 13:44                  | 17:47    | 69 - 16:44  | 18:03   | 17:46   | dnr         | dnr     |
| Nick Arnold      | 14:51                  | 18:28    | 198 - 18:08 | 18:15   | 18:49   | 101 - 18:08 | 18:31   |
| Blake Borkowski  | 10 - 12:55             | 16:51    | 46 - 16:27  | 17:00   | 21:21   | 20 - 16:50  | dnr     |
| Kyler Bush       | 9 - 12:54              | 16:48    | 34 - 16:10  | 17:06   | 21:20   | 49 - 17:19  | dnr     |
| Steven Else      | 14:42                  | 19:07    | 18:10       | 18:58   | dnr     | 19:13       | 18:22   |
| Max Falberg      | dnr                    | 19:00    | 17:46       | 18:39   | 19:10   | 18:28       | 18:03   |
| Bradley O'Connor | 14:11                  | 18:59    | 17:35       | 18:15   | 18:53   | 122 - 18:29 | 17:45   |
| Luke Peterson    | 11 - 13:06             | 16:49    | 38 - 16:14  | 16:57   | 21:22   | 13 - 16:40  | dnr     |
| Ryan Robinson    | 1 - 12:23              | 16:31    | 3 - 15:12   | 16:19   | 21:21   | 2 - 15:36   | dnr     |
| Logan Ward       | 14:25                  | 18:53    | 17:54       | 18:43   | 18:50   | 18:26       | 18:02   |
| Kyle Wojcik      | 14:50                  | 19:03    | 18:04       | 18:57   | 19:25   | 19:10       | 18:20   |
| Demmon Bell      | 16:19                  | 21:00    | 19:58       | 20:58   | 21:26   | nrt         | 20:18   |
| Blaine Bradley   | 16:31                  | 21:15    | 20:13       | 20:57   | 22:41   | nrt         | 20:19   |
| Dawson Comps     | 15:29                  | 20:37    | 19:18       | 20:35   | 22:29   | 20:21       | 19:22   |
| Kyle Dennis      | 19:25                  | 24:28    | 22:21       | 23:06   | dnr     | nrt         | 21:41   |
| Matt Gannon      | dnr                    | 27:02    | dnr         | 26:22   | 26:54   | nrt         | 25:19   |
| Jasper Gomez     | 16:29                  | 21:26    | 20:18       | 21:11   | 21:15   | nrt         | 20:10   |
| Ryan Hammitte    | 19:37                  | 24:38    | 21:54       | 22:32   | 23:31   | nrt         | 24:04   |
| Matt Kallabat    | 16:09                  | 21:56    | 20:24       | 21:12   | dnr     | nrt         | 20:20   |
| Drew Latta       | 23:37                  | 28:42    | dnr         | nrt     | 29:09   | nrt         | 28:05   |
| Kevin Lee        | 18:12                  | 24:32    | 22:16       | 23:36   | 25:00   | nrt         | 23:44   |
| Mat McFarland    | 16:29                  | 21:55    | 20:34       | 21:11   | 21:19   | nrt         | 20:36   |
| Gianni Pedini    | 21:58                  | 27:41    | dnr         | 29:27   | 28:37   | nrt         | 27:00   |
| LJ Stachowski    | 15:30                  | 19:39    | 19:07       | 20:02   | 19:41   | 18:50       | 18:55   |
| Ryan Wojcik      | 20:16                  | 27:13    | dnr         | 25:28   | 25:38   | nrt         | 24:20   |
| Andrew Zeider    | dnr                    | 19:34    | 18:46       | dnr     | 19:23   | 19:12       | 18:46   |
|                  | 1st                    | 15-40 W  | 1st         | 15-49 W | 24-35 W | 1st         | 22-36 W |



dnr = did not race  
dnf = did not finish  
nrt = no recorded time  
dq = disqualified  
nts = no team score

## *Waterford Mott Cross Country - 2014 Boys' Results Summary (10/3-11/1)*

| <b>Name</b>      | <b>Mott Fall Classic</b> | <b>Kettering</b> | <b>KLAA</b> | <b>Regional</b> | <b>Lakeland 9/10</b> | <b>State</b> |
|------------------|--------------------------|------------------|-------------|-----------------|----------------------|--------------|
| Sam Albaugh      | 10 - 16:50               | 18:57            | 9 - 16:23   | 5 - 16:15       | dnr                  | 48 - 16:08   |
| Simon Albaugh    | dnr                      | dnr              | dnr         | dnr             | dnr                  |              |
| Nick Arnold      | 19:34                    | 21:24            | 18:49       | 19:36           | dnr                  |              |
| Blake Borkowski  | 5 - 16:34                | 18:56            | 13 - 16:34  | 11 - 16:34      | dnr                  | 64 - 16:16   |
| Kyler Bush       | 14 - 17:02               | 18:57            | 18 - 16:45  | 9 - 16:24       | dnr                  | 77 - 16:23   |
| Steven Else      | 18:22                    | 21:25            | 68 - 18:22  | 18:32           | dnr                  |              |
| Max Falberg      | 41 - 18:02               | 19:54            | 56 - 17:50  | 34 - 17:35      | dnr                  | 151 - 16:55  |
| Bradley O'Connor | dnr                      | dnr              | dnr         | 18:01           | dnr                  |              |
| Luke Peterson    | 4 - 16:34                | 18:55            | 7 - 16:21   | 15 - 16:40      | dnr                  | 62- 16:16    |
| Ryan Robinson    | 1 - 16:02                | 18:58            | 2 - 15:25   | 1 - 15:40       | dnr                  | 5 - 15:24    |
| Logan Ward       | 18:41                    | 21:24            | 18:30       | 18:13           | dnr                  |              |
| Kyle Wojcik      | 18:35                    | 20:01            | 17:51       | 38 - 17:42      | dnr                  | 187 - 17:10  |
| Demmon Bell      | 19:59                    | 22:38            | dnr         | dnr             | dnr                  |              |
| Blaine Bradley   | 19:47                    | 21:14            | 19:28       | 19:23           | 19:39                |              |
| Dawson Comps     | 19:57                    | 21:37            | 19:34       | 19:35           | 19:39                |              |
| Kyle Dennis      | 21:57                    | 23:29            | 21:12       | 21:30           | dnr                  |              |
| Matt Gannon      | 25:19                    | dnr              | 26:03       | 24:49           | 26:22                |              |
| Jasper Gomez     | 20:23                    | 21:36            | 20:04       | 20:08           | dnr                  |              |
| Ryan Hammitte    | 22:34                    | 27:58            | 21:17       | 21:10           | 21:42                |              |
| Matt Kallabat    | 20:29                    | 23:28            | 20:24       | 20:01           | 20:16                |              |
| Drew Latta       | 28:57                    | 30:16            | 28:00       | 28:04           | dnr                  |              |
| Kevin Lee        | 22:58                    | dnr              | 22:07       | 22:30           | 23:06                |              |
| Mat McFarland    | 20:42                    | 23:26            | 20:10       | 19:45           | dnr                  |              |
| Gianni Pedini    | dnr                      | 29:10            | 25:43       | 24:56           | 25:21                |              |
| LJ Stachowski    | dnr                      | 21:25            | 18:14       | 18:03           | 17:58                |              |
| Ryan Wojcik      | 24:34                    | 27:58            | 24:12       | 23:35           | 24:00                |              |
| Andrew Zeider    | 18:42                    | 21:25            | 19:01       | 18:45           |                      |              |
|                  | 1st                      | 20-41 W          | 1st         | 1st             | 9th                  | 3rd          |



# Golden Grizzly Invite @ Oakland University

## August 29, 2014

### Boys' Team Results - Varsity (4k)

### Girls' Team Results - Varsity (4k)

| Place | School                                | Score     |
|-------|---------------------------------------|-----------|
| 1     | <b>Waterford Mott</b>                 | <b>37</b> |
| 2     | Midland                               | 96        |
| 3     | Port Huron Northern                   | 108       |
| 4     | Oxford                                | 147       |
| 5     | St. Clair Shores Lakeview             | 166       |
| 6     | Bloomfield Hills Brother Rice         | 171       |
| 7     | Clay (Oregon)                         | 195       |
| 8     | Troy                                  | 195       |
| 9     | Rochester                             | 201       |
| 10    | Pontiac Notre Dame Prep               | 203       |
| 11    | Warren DeLaSalle Collegiate           | 236       |
| 12    | Flushing                              | 308       |
| 13    | Bloomfield Hills Cransbrook Kingswood | 348       |
| 14    | Christian Leadership Academy          | 431       |
| 15    | Cardinal Mooney Catholic              | 442       |
| 16    | Sterling Heights Parkway Christian    | 469       |

| Place | School                                | Score      |
|-------|---------------------------------------|------------|
| 1     | Clay (Oregon)                         | 74         |
| 2     | Rochester                             | 85         |
| 3     | <b>Waterford Mott</b>                 | <b>100</b> |
| 4     | Oxford                                | 109        |
| 5     | Flushing                              | 127        |
| 6     | Bloomfield Hills Cransbrook Kingswood | 155        |
| 7     | Pontiac Notre Dame Prep               | 181        |
| 8     | Troy                                  | 194        |
| 9     | St. Catherine of Siena                | 251        |
| 10    | Our Lady Of The Lakes                 | 253        |
| 11    | St. Clair Shores Lakeview             | 263        |
| 12    | Auburn Hills Oakland Christian        | 291        |
| 13    | Cardinal Mooney Catholic              | 384        |

### Boys' Team Results - JV (4k)

### Girls' Team Results - JV (4k)

| Place | School                        | Score     |
|-------|-------------------------------|-----------|
| 1     | Troy                          | 24        |
| 2     | St. Clair Shores Lakeview     | 49        |
| 3     | <b>Waterford Mott</b>         | <b>53</b> |
| 4     | Pontiac Notre Dame Prep       | 127       |
| 5     | Oxford                        | 139       |
| 6     | Bloomfield Hills Brother Rice | 170       |
| 7     | Rochester                     | 188       |

| Place | School                  | Score      |
|-------|-------------------------|------------|
| 1     | Troy                    | 43         |
| 2     | Rochester               | 64         |
| 3     | Oxford                  | 67         |
| 4     | Flushing                | 104        |
| 5     | <b>Waterford Mott</b>   | <b>111</b> |
| 6     | Pontiac Notre Dame Prep | 119        |
| 7     | St. Catherine of Siena  | 223        |





***Spartan Invitational @ MSU's  
Forest Acres East Golf Course  
September 12, 2014***

***Team Results - Elite Boys***

| Place | School                | Score      |
|-------|-----------------------|------------|
| 1     | <b>Waterford Mott</b> | <b>118</b> |
| 2     | Rockford              | 149        |
| 3     | Northville            | 153        |
| 4     | Ann Arbor Skyline     | 208        |
| 5     | Saline                | 213        |
| 6     | Grand Rapids Chris    | 269        |
| 7     | Saginaw Heritage      | 335        |
| 8     | Traverse City Cent    | 353        |
| 9     | Port Huron Northern   | 366        |
| 10    | Ann Arbor Pioneer     | 400        |
| 11    | Portage Central       | 406        |
| 12    | Lansing Catholic      | 410        |
| 13    | Hudsonville           | 413        |
| 14    | Davison               | 472        |
| 15    | Romeo                 | 475        |
| 16    | Strongsville          | 481        |
| 17    | Grand Rapids Fores    | 482        |
| 18    | St Joseph             | 495        |
| 19    | Corunna               | 501        |
| 20    | East Grand Rapids     | 533        |
| 21    | Stockbridge           | 590        |
| 22    | Auburn Bay City We    | 597        |
| 23    | Defiance              | 597        |
| 24    | Grandville            | 612        |
| 25    | Alpena                | 629        |
| 26    | Livonia Franklin      | 633        |
| 27    | Grand Haven           | 645        |
| 28    | Sylvania Northview    | 661        |
| 29    | Dexter                | 670        |
| 30    | Troy                  | 681        |
| 31    | Clarkston             | 695        |
| 32    | Brownstown Woodhaven  | 759        |
| 33    | Midland Dow           | 779        |
| 34    | Royal Oak             | 792        |
| 35    | Goodrich              | 935        |

***Team Results - Elite Girls***

| Place | School                           | Score      |
|-------|----------------------------------|------------|
| 1     | Birmingham Seaholm               | 58         |
| 2     | Traverse City Central            | 139        |
| 3     | Northville                       | 169        |
| 4     | Brighton                         | 193        |
| 5     | Grand Rapids Christian           | 194        |
| 6     | Saline                           | 198        |
| 7     | East Grand Rapids                | 273        |
| 8     | Rockford                         | 274        |
| 9     | Grandville                       | 318        |
| 10    | Clarkston                        | 340        |
| 11    | DeWitt                           | 346        |
| 12    | Shelby Township Utica Eisenhower | 350        |
| 13    | Hudsonville                      | 355        |
| 14    | Grosse Pointe South              | 367        |
| 15    | <b>Waterford Mott</b>            | <b>410</b> |
| 16    | Dexter                           | 420        |
| 17    | Shepherd                         | 443        |
| 18    | Oak Park                         | 469        |
| 19    | Grand Ledge                      | 495        |
| 20    | Auburn Bay City Western          | 513        |
| 21    | Grandville Calvin Christian      | 525        |
| 22    | Grand Haven                      | 527        |
| 23    | Jenison                          | 529        |
| 24    | Midland Dow                      | 549        |
| 25    | Farmington                       | 591        |
| 26    | Canton                           | 785        |
| 27    | Goodrich                         | 835        |
| 28    | Alpena                           | 868        |



**Oakland County Championships**  
**@ Kensington Metropark**  
**September 27, 2014**

**Boys' Team Results**

| Place | School                        | Score     |
|-------|-------------------------------|-----------|
| 1     | <b>Waterford Mott</b>         | <b>92</b> |
| 2     | White Lake Lakeland           | 124       |
| 3     | Novi                          | 149       |
| 4     | Holly                         | 164       |
| 5     | Walled Lake Central           | 196       |
| 6     | Lake Orion                    | 209       |
| 7     | Detroit Catholic Central      | 233       |
| 8     | Highland-Milford              | 233       |
| 9     | Birmingham Seaholm            | 268       |
| 10    | Oxford                        | 278       |
| 11    | Orchard Lake St. Mary         | 296       |
| 12    | Bloomfield Hills              | 317       |
| 13    | Rochester Hills Stoney Creek  | 336       |
| 14    | Rochester                     | 357       |
| 15    | Clarkston                     | 363       |
| 16    | Rochester Adams               | 371       |
| 17    | Bloomfield Hills Brother Rice | 423       |
| 18    | Royal Oak                     | 507       |
| 19    | Troy                          | 515       |
| 20    | Walled Lake Western           | 526       |
| 21    | West Bloomfield               | 579       |
| 22    | Pontiac Notre Dame Prep       | 580       |
| 23    | Walled Lake Northern          | 611       |
| 24    | Ortonville Brandon            | 628       |
| 25    | Beverly Hills Groves          | 636       |
| 26    | Troy Athens                   | 681       |
| 27    | Waterford Kettering           | 801       |
| 28    | North Farmington              | 889       |

**Girls' Team Results**

| Place    | School                          | Score      |
|----------|---------------------------------|------------|
| 1        | Birmingham Seaholm              | 40         |
| 2        | Highland-Milford                | 95         |
| 3        | Clarkston                       | 207        |
| <b>4</b> | <b>Waterford Mott</b>           | <b>234</b> |
| 5        | Walled Lake Northern            | 238        |
| 6        | Rochester Adams                 | 249        |
| 7        | Lake Orion                      | 251        |
| 8        | Oxford                          | 262        |
| 9        | Rochester                       | 281        |
| 10       | Holly                           | 311        |
| 11       | Bloomfield Hills                | 330        |
| 12       | Novi                            | 332        |
| 13       | Walled Lake Central             | 355        |
| 14       | Rochester Hills Stoney Creek    | 360        |
| 15       | Pontiac Notre Dame Prep         | 385        |
| 16       | Ortonville Brandon              | 389        |
| 17       | White Lake Lakeland             | 434        |
| 18       | Farmington                      | 469        |
| 19       | Troy Athens                     | 505        |
| 20       | Royal Oak                       | 532        |
| 21       | Troy                            | 537        |
| 22       | Beverly Hills Groves            | 579        |
| 23       | North Farmington                | 622        |
| 24       | West Bloomfield                 | 632        |
| 25       | Waterford Our Lady of the Lakes | 639        |
| 26       | Wixom St. Catherine             | 655        |
| 27       | Bloomfield Hills Marion         | 693        |
| 28       | Waterford Kettering             | 738        |
| 29       | Walled Lake Western             | 756        |



**Waterford Mott Fall Cross Country Classic**  
**@ Hess-Hathaway Park**  
**October 03, 2014**

**Boys' Team Results - Varsity**

| Place | School                        | Score     |
|-------|-------------------------------|-----------|
| 1     | <b>Waterford Mott</b>         | <b>34</b> |
| 2     | White Lake Lakeland           | 52        |
| 3     | Birmingham Seaholm            | 85        |
| 4     | Oxford                        | 114       |
| 5     | Rochester                     | 140       |
| 6     | Bloomfield Hills              | 162       |
| 7     | Bloomfield Hills Brother Rice | 172       |
| 8     | West Bloomfield               | 230       |
| 9     | Utica Eisenhower              | 280       |
| 10    | Troy                          | 291       |
| 11    | Detroit Catholic Central      | 312       |
| 12    | Lake Orion                    | 314       |
| 13    | Auburn Hills Avondale         | 327       |
| 14    | Waterford Kettering           | 382       |
| 15    | Troy Athens                   | 387       |
| 16    | Clawson                       | 469       |
| 17    | Christian Leadership Academy  | 470       |

**Girls' Team Results - Varsity**

| Place | School                          | Score      |
|-------|---------------------------------|------------|
| 1     | Birmingham Seaholm              | 39         |
| 2     | Oxford                          | 111        |
| 3     | Rochester                       | 120        |
| 4     | Novi                            | 135        |
| 5     | Lake Orion                      | 137        |
| 6     | <b>Waterford Mott</b>           | <b>178</b> |
| 7     | White Lake Lakeland             | 181        |
| 8     | Walled Lake Central             | 189        |
| 9     | Bloomfield Hills                | 212        |
| 10    | Troy                            | 261        |
| 11    | Troy Athens                     | 274        |
| 12    | Waterford Our Lady of the Lakes | 285        |
| 13    | West Bloomfield                 | 334        |
| 14    | Waterford Kettering             | 353        |

**Boys' Team Results - JV**

| Place | School                        | Score     |
|-------|-------------------------------|-----------|
| 1     | White Lake Lakeland           | 37        |
| 2     | <b>Waterford Mott</b>         | <b>41</b> |
| 3     | Birmingham Seaholm            | 50        |
| 4     | Detroit Catholic Central      | 141       |
| 5     | Oxford                        | 154       |
| 6     | Bloomfield Hills              | 162       |
| 7     | Lake Orion                    | 179       |
| 8     | Walled Lake Northern          | 218       |
| 9     | Troy                          | 241       |
| 10    | Rochester                     | 281       |
| 11    | Utica Eisenhower              | 312       |
| 12    | West Bloomfield               | 354       |
| 13    | Auburn Hills Avondale         | 360       |
| 14    | Bloomfield Hills Brother Rice | 401       |
| 15    | Troy Athens                   | 476       |
| 16    | Waterford Kettering           | 520       |

**Girls' Team Results - JV**

| Place | School                | Score      |
|-------|-----------------------|------------|
| 1     | Birmingham Seaholm    | 24         |
| 2     | Lake Orion            | 91         |
| 3     | Rochester             | 98         |
| 4     | Oxford                | 104        |
| 5     | Novi                  | 118        |
| 6     | Bloomfield Hills      | 147        |
| 7     | Troy                  | 189        |
| 8     | Troy Athens           | 219        |
| 9     | Walled Lake Central   | 221        |
| 10    | <b>Waterford Mott</b> | <b>301</b> |
| 11    | White Lake Lakeland   | 309        |
| 12    | West Bloomfield       | 329        |



***KLAA Lakes Conference Championships  
@ Island Lake State Recreation Area  
October 16, 2014***

***Boys' Team Results***

***Girls' Team Results***

| Place | School                | Score     |
|-------|-----------------------|-----------|
| 1     | <b>Waterford Mott</b> | <b>49</b> |
| 2     | White Lake Lakeland   | 64        |
| 3     | Pinckney              | 98        |
| 4     | Grand Blanc           | 106       |
| 5     | Walled Lake Central   | 115       |
| 6     | Highland-Milford      | 150       |
| 7     | Hartland              | 176       |
| 8     | Brighton              | 177       |
| 9     | Howell                | 193       |
| 10    | Walled Lake Western   | 257       |
| 11    | Walled Lake Northern  | 283       |

| Place | School                | Score      |
|-------|-----------------------|------------|
| 1     | Brighton              | 46         |
| 2     | Highland-Milford      | 49         |
| 3     | Walled Lake Northern  | 94         |
| 4     | <b>Waterford Mott</b> | <b>120</b> |
| 5     | Pinckney              | 155        |
| 6     | Hartland              | 166        |
| 7     | Walled Lake Central   | 168        |
| 8     | White Lake Lakeland   | 172        |
| 9     | Grand Blanc           | 247        |
| 10    | Howell                | 247        |
| 11    | Waterford Kettering   | 299        |
| 12    | Walled Lake Western   | 357        |

***KLAA Lakes Conference - Boys***                      ***KLAA Lakes Conference - Girls***

| <b>North Division</b>     | <b>W</b> | <b>L</b> | <b>North Division</b>  | <b>W</b> | <b>L</b> |
|---------------------------|----------|----------|------------------------|----------|----------|
| <b>Waterford Mott * ©</b> | <b>5</b> | <b>0</b> | Walled Lake Northern * | 5        | 0        |
| Walled Lake Central       | 4        | 1        | <b>Waterford Mott</b>  | <b>4</b> | <b>1</b> |
| Lakeland                  | 3        | 2        | Lakeland               | 3        | 2        |
| Walled Lake Northern      | 2        | 3        | Walled Lake Central    | 2        | 3        |
| WL Western                | 1        | 4        | Waterford Kettering    | 1        | 4        |
| Waterford Kettering       | 0        | 5        | Walled Lake Western    | 0        | 5        |

\* Indicates Division Champion  
© Indicates Conference Champion




**MHSAA Regional Championships (7-1)**  
**@ Hess-Hathaway Park**  
**October 25, 2014**

**Boys' Team Results**

| Place | School                        | Score     |
|-------|-------------------------------|-----------|
| 1     | <b>Waterford Mott</b>         | <b>41</b> |
| 2     | White Lake Lakeland           | 54        |
| 3     | Walled Lake Central           | 87        |
| 4     | Birmingham Seaholm            | 131       |
| 5     | Bloomfield Hills              | 133       |
| 6     | Bloomfield Hills Brother Rice | 143       |
| 7     | Detroit U-D Jesuit            | 219       |
| 8     | Troy                          | 229       |
| 9     | Walled Lake Northern          | 258       |
| 10    | West Bloomfield               | 264       |
| 11    | Berkley                       | 282       |
| 12    | Beverly Hills Groves          | 297       |
| 13    | Royal Oak                     | 324       |
| 14    | Waterford Kettering           | 386       |
| 15    | Detroit Renaissance           | 485       |

**Girls' Team Results**

| Place | School                | Score      |
|-------|-----------------------|------------|
| 1     | Birmingham Seaholm    | 27         |
| 2     | Walled Lake Northern  | 100        |
| 3     | <b>Waterford Mott</b> | <b>110</b> |
| 4     | Oak Park              | 135        |
| 5     | Bloomfield Hills      | 148        |
| 6     | White Lake Lakeland   | 175        |
| 7     | Royal Oak             | 183        |
| 8     | Walled Lake Central   | 203        |
| 9     | Beverly Hills Groves  | 226        |
| 10    | Troy                  | 227        |
| 11    | Berkley               | 282        |
| 12    | Waterford Kettering   | 320        |
| 13    | West Bloomfield       | 327        |
| 14    | Detroit Renaissance   | 442        |



# Lakeland Freshman / Sophomore Invite @ Lakeland High School October 28, 2014

## Boys' Team Results

| Place    | School                   | Score      |
|----------|--------------------------|------------|
| 1        | Highland-Milford         | 37         |
| 2        | Novi                     | 87         |
| 3        | West Bloomfield          | 118        |
| 4        | White Lake Lakeland      | 122        |
| 5        | Livonia Stevenson        | 134        |
| 6        | Lake Orion               | 139        |
| 7        | Clarkston                | 146        |
| 8        | Pinckney                 | 197        |
| <b>9</b> | <b>Waterford Mott</b>    | <b>259</b> |
| 10       | Detroit Catholic Central | 262        |
| 11       | Walled Lake Central      | 275        |



**MHSAA State Finals (Division 1)**  
**@ Michigan International Speedway**  
**November 01, 2014**

**Boys' Team Results**

| Place    | School                     | Score      |
|----------|----------------------------|------------|
| 1        | Rockford                   | 140        |
| 2        | White Lake Lakeland        | 146        |
| <b>3</b> | <b>Waterford Mott</b>      | <b>148</b> |
| 4        | Northville                 | 165        |
| 5        | Saline                     | 203        |
| 6        | Traverse City Central      | 223        |
| 7        | Walled Lake Central        | 239        |
| 8        | Pinckney                   | 243        |
| 9        | Grand Blanc                | 265        |
| 10       | Rochester                  | 293        |
| 11       | Holly                      | 300        |
| 12       | Traverse City West         | 312        |
| 13       | Ann Arbor Skyline          | 349        |
| 14       | Okemos                     | 349        |
| 15       | Novi                       | 356        |
| 16       | Port Huron Northern        | 381        |
| 17       | Detroit Catholic Central   | 391        |
| 18       | Clarkston                  | 397        |
| 19       | Lake Orion                 | 415        |
| 20       | Ann Arbor Pioneer          | 432        |
| 21       | Portage Central            | 452        |
| 22       | Grand Haven                | 534        |
| 23       | Hudsonville                | 548        |
| 24       | Temperance Bedford         | 586        |
| 25       | Macomb L'Anse Creuse North | 635        |
| 26       | St. Clair Shores Lakeview  | 730        |
| 27       | Grosse Pointe North        | 828        |

**Girls' Team Results**

| Place     | School                     | Score      |
|-----------|----------------------------|------------|
| 1         | Birmingham Seaholm         | 88         |
| 2         | Traverse City Central      | 115        |
| 3         | Northville                 | 135        |
| 4         | Highland-Milford           | 169        |
| 5         | Saline                     | 230        |
| 6         | Rockford                   | 258        |
| 7         | Sterling Heights Stevenson | 264        |
| 8         | Clarkston                  | 272        |
| 9         | Brighton                   | 317        |
| 10        | Brownstown Woodhaven       | 356        |
| 11        | Salem                      | 358        |
| 12        | Grand Rapids Kenowa Hills  | 368        |
| 13        | Grosse Pointe South        | 371        |
| 14        | Hudsonville                | 410        |
| <b>15</b> | <b>Waterford Mott</b>      | <b>417</b> |
| 16        | Ann Arbor Pioneer          | 426        |
| 17        | Dexter                     | 454        |
| 18        | Rochester                  | 467        |
| 19        | Grandville                 | 473        |
| 20        | Grand Haven                | 483        |
| 21        | Flushing                   | 492        |
| 22        | Lake Orion                 | 501        |
| 23        | Walled Lake Northern       | 512        |
| 24        | Livonia Churchill          | 527        |
| 25        | Davison                    | 566        |
| 26        | Grosse Pointe North        | 657        |
| 27        | Macomb L'Anse Creuse North | 674        |







## 2014 Waterford Mott High School Cross Country Team



### Thank You's

Special thanks to everyone who contributed to the 2014 season, including:

**Scott Albaugh, Sr. & Waterford School District Workers**-Thanks for making our course one of the most beautiful around and something to be proud of.

**CC Parents & Families**- Thank you for making it possible to host great meets this year, and thank you for all of your support of us all season long. **Wendy Falberg**, thank you for chaperoning camp with us, and heading up concessions efforts with **Rachel Albaugh**.

**Paul Degraeve**- Thank you for continuing to contribute to our program and the help and guidance you have given **Brooke Murray** this year in creating our booklet. Special thanks to **Brooke** for all of her hard work this fall!

**Rod and Kara Yeacker & Rotpac Racing**- Thank you for helping us put on some top-notch meets!

**Mrs. Sartorius, Jill Avenall, Mr. Riggs, Mr. Wiseman** - Thank you for your support of us all season long, especially your efforts for the fourth annual "Champion's Walk."

**Marvin Goodwin at the Oakland Press** - Thank you for your thoughtful coverage of the team this fall.

**Mr. Dale Kutchey**- Thank you for helping to make our invitational and our regional such a success.

**Karen Laszlo**- Thank you for helping spread the word about the wonderful things WMXC was up to this year!

**Michelle Robinson**- Thank you for your help at our meets, having us at your home all summer, baking us granola bars, taking great pics, and taking such good care of us!

**Paul and Linda Coughlin & Runnin' Gear**- Thank you for having us at your house during the summer and making sure that we are always taken care of. We love the hats!

**Overtime Bar & Grill**- Thanks for a great post-meet party!

**Waterford Elementary School Principals and Coaches**- Thank you for making our 2<sup>nd</sup> year of running club such a great success!

**Waterford Police Dept.** Thanks for making sure everyone departs our events safely!

**Coach Robinson, Coach McNeil, and Coach Osika**

